



PRODUCT DATA SHEET

C10745

4-Port Dual Directional Coupler employs two, 3-Port Uni-Directional Couplers, internally connected, in tandem, providing measurement of both forward and reverse power. Ideal for simultaneously monitoring a system's forward and reverse power and for reflectometer measurements. Unlike the Bi-Directional Coupler, the directivity of the Dual Directional Coupler is unaffected by the loads on the coupled ports.

Features:

High Power Wide Bandwidths Small Size Flat Coupling Custom Designs Available

Electrical Specifications:

Frequency: 500 - 2500 MHz
Power: 500 W CW
Coupling: 50 ± 1.0 dB Max.
Insertion Loss: 0.2 dB Max.
Flatness: ± 1.00 dB Max.
VSWR (ML): 1.35:1 Max.
Directivity: 15 dB Min.

Mechanical Specifications:

Type: Connectorized
Material: Aluminum 6061-T6
Surface Finish: Chem. Film Per MIL-DTL-5541F
Type I Class 3 (Yellow Iridite)
RoHS Compliant Available
Operating Temperature: -55°C to +75°C
Storage Temperature: -60°C to +85°C
Humidity: 95% Non-Condensing
Size: 2.15 x 2.0 x 1.36"

Connector Configurations:

Model	Input (J1)	Output (J2)	Fwd (J3)	Rev (J4)
C10745-20	7/16 Female	7/16 Female	N Female	N Female
C10745-22	7/16 Female	7/16 Female	SMA	SMA
C10745-727	7/16 Male	7/16 Female	N Female	N Female

Werlatone® Broadband Dual, Uni, and Bi Directional RF Couplers are designed to tolerate the most stringent operating conditions associated with military and EMC testing environments. Many of our RF Directional Couplers, designated Mismatch Tolerant®, will operate continuously, at rated power, into a severe load mismatch condition. Our multi-octave Directional Couplers maintain exceptional coupling flatness, directivity, VSWR, and insertion loss.



WERLATONE

Model C10745

Connectorized Directional Couplers

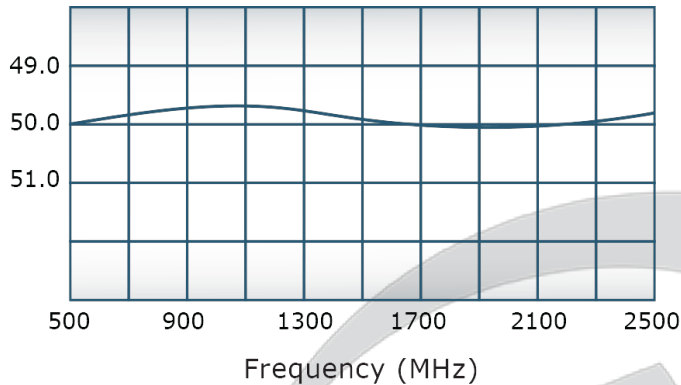


PRODUCT DATA SHEET

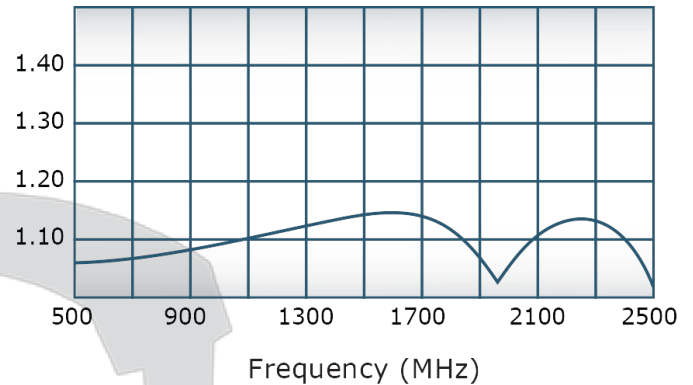
C10745

Performance Data (Specifications subject to change without notice):

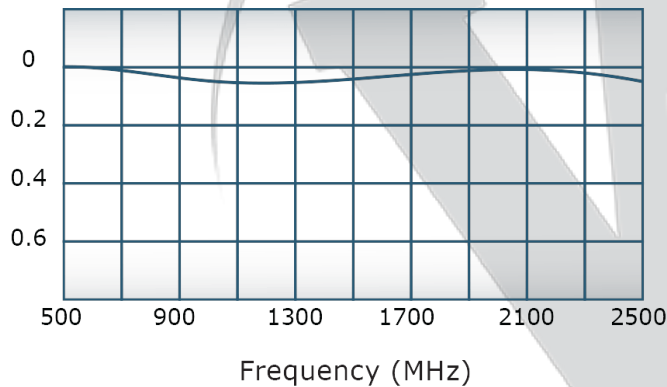
Coupling:



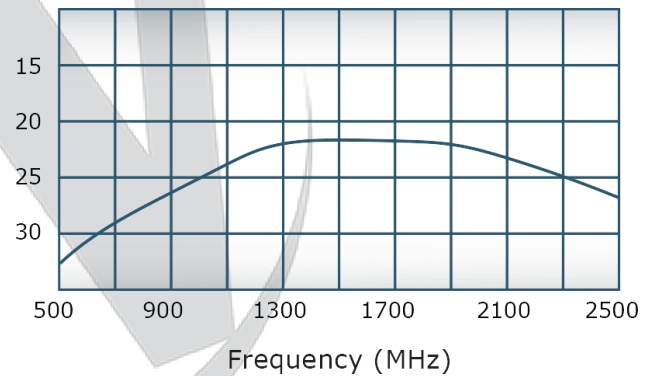
VSWR:



Insertion Loss:



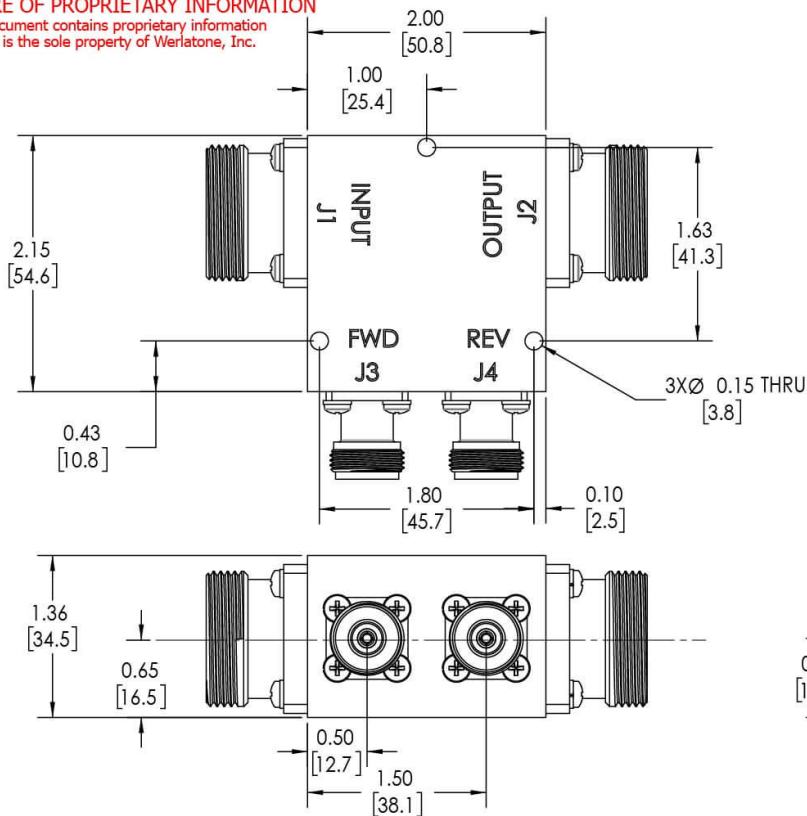
Directivity:



Restriction on use, duplication, or disclosure of proprietary information. This document contains proprietary information which is the sole property of Werlatone, Inc.

Werlatone, Inc. 17 Jon Barrett Road Patterson, NY 12563 T:(845)278-2220 F:(845)278-3440 sales@werlatone.com www.werlatone.com

RESTRICTION ON USE, DUPLICATION OR DISCLOSURE OF PROPRIETARY INFORMATION
This document contains proprietary information which is the sole property of Werlatone, Inc.



REVISION HISTORY			
REV.	REVISION RECORD	DATE	APPROVED
-	INITIAL-RELEASE	5/8/2015	BW
A	ECN 9696	3/25/19	RB

- NOTES: UNLESS OTHERWISE SPECIFIED**
- MATERIAL: ALUMINUM 6061-T6**
 - FINISH: CHEM FILM PER MIL-DTL-5541F TYPE I CLASS 3 (YELLOW IRIDITE)**
 - CONNECTORS:**
J1,J2: 7/16 FEMALE
J3,J4: N FEMALE

UNLESS OTHERWISE SPECIFIED		SD	DATE	3/25/2019	W	WERLATONE SINCE 1965	17 Jon Barrett Rd Patterson, NY 12563
INTERPRET DRAWING IAW MIL-STD-100		CHK	DATE	3/25/2019	TITLE		
DIMENSIONS FOR ASME Y14.5M-2009		CS	DATE	3/25/2019	OUTLINE		
PARENTHESES INFO FOR REF ONLY		ENGR	DATE		SIZE		
DIMENSIONS ARE IN INCHES		INFR	DATE		CAGE CODE		
DIMENSIONAL LIMITS APPLY BEFORE PROCESSES		QA	DATE		DWG NO		
TOLERANCES:		RLSE	DATE		REV		
ANGLES ± 2°		SCALE			1:1		
3 PL ± .005 [13]		SHEET			1 OF 1		
2 PL ± .015 [38]							
REMOVE ALL BURRS AND SHARP EDGES R.01 MAX							
CONCENTRICITY MACHINED DIA. .002 FIM							
MACHINE TOOL MISMATCH .003 MAX							
THIRD ANGLE PROJECTION							
NEXT ASSY							
USED ON							
APPLICATION							

Restriction on use, duplication, or disclosure of proprietary information. This document contains proprietary information which is the sole property of Werlatone, Inc.
Werlatone, Inc. 17 Jon Barrett Road Patterson, NY 12563 T:(845)278-2220 F:(845)278-3440 sales@werlatone.com www.werlatone.com