

PRODUCT DATA SHEET

C8238

4-Port Dual Directional Coupler employs two, 3-Port Uni-Directional Couplers, internally connected, in tandem, providing measurement of both forward and reverse power. Ideal for simultaneously monitoring a system's forward and reverse power and for reflectometer measurements. Unlike the Bi-Directional Coupler, the directivity of the Dual Directional Coupler is unaffected by the loads on the coupled ports.

Features:

High Power Wide Bandwidths Small Size Flat Coupling Custom Designs Available

Electrical Specifications:

Frequency: 30 - 150 MHz
Power: 1,000 W CW
Coupling: 60 ± 1.0 dB Max.
Insertion Loss: 0.1 dB Max.
Flatness: ± 0.5 dB Max.
VSWR (ML): 1.10:1 Max.
Directivity: 20 dB Min.

Mechanical Specifications:

Type: Connectorized
Material: Aluminum 6061-T6
Surface Finish: Chem. Film Per MIL-DTL-5541F
Type I Class 3 (Yellow Iridite)
RoHS Compliant Available
Operating Temperature: -55°C to +75°C
Storage Temperature: -60°C to +85°C
Humidity: 95% Non-Condensing
Size: 3.75 x 3.0 x 1.87"

Connector Configurations:

Model	Input (J1)	Output (J2)	Fwd (J3)	Rev (J4)
C8238-10	N Female	N Female	N Female	N Female
C8238-12	N Female	N Female	SMA	SMA
C8238-20	7/16 Female	7/16 Female	N Female	N Female
C8238-22	7/16 Female	7/16 Female	SMA	SMA
C8238-63	HN Female	HN Female	SMA	SMA

Werlatone® Broadband Dual, Uni, and Bi Directional RF Couplers are designed to tolerate the most stringent operating conditions associated with military and EMC testing environments. Many of our RF Directional Couplers, designated Mismatch Tolerant®, will operate continuously, at rated power, into a severe load mismatch condition. Our multi-octave Directional Couplers maintain exceptional coupling flatness, directivity, VSWR, and insertion loss.

Restriction on use, duplication, or disclosure of proprietary information. This document contains proprietary information which is the sole property of Werlatone, Inc.

Werlatone, Inc. 17 Jon Barrett Road Patterson, NY 12563 T:(845)278-2220 F:(845)278-3440 sales@werlatone.com www.werlatone.com

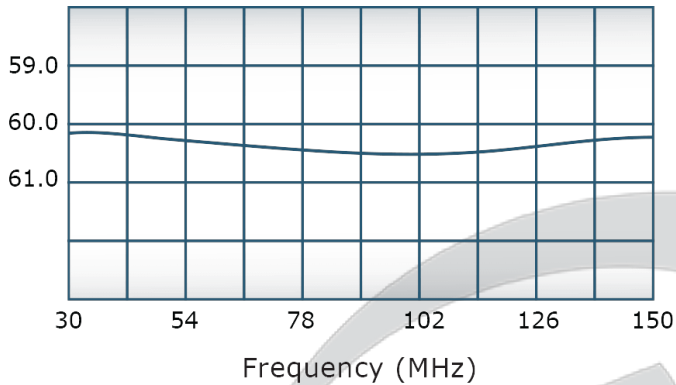


PRODUCT DATA SHEET

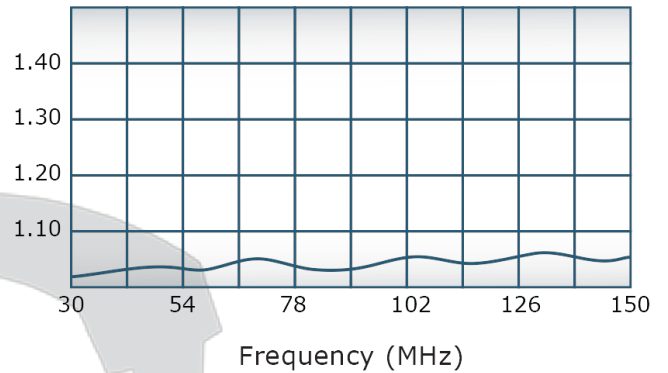
C8238

Performance Data (Specifications subject to change without notice):

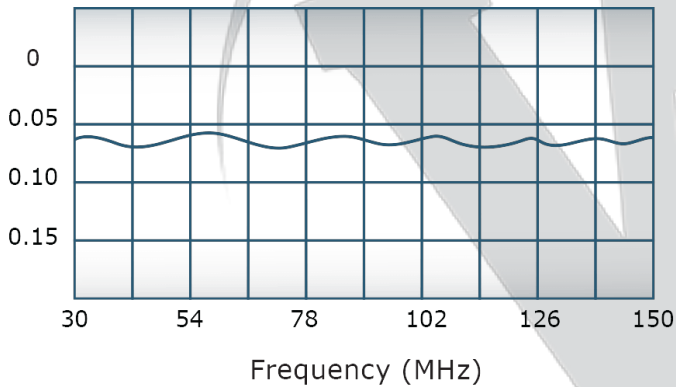
Coupling:



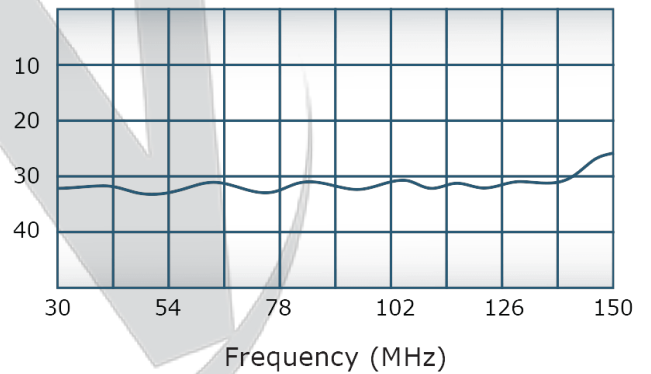
VSWR:



Insertion Loss:



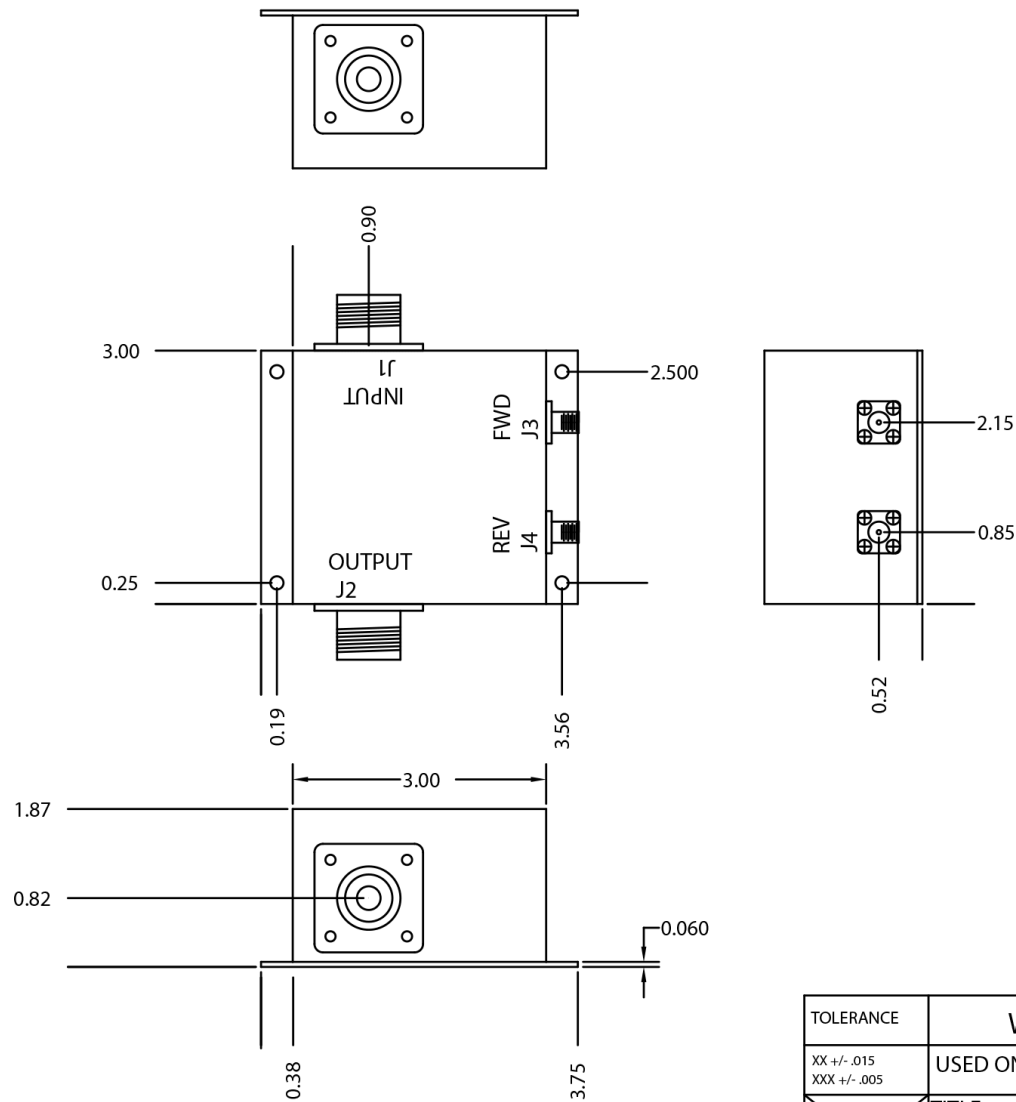
Directivity:



Restriction on use, duplication, or disclosure of proprietary information. This document contains proprietary information which is the sole property of Werlatone, Inc.

Werlatone, Inc. 17 Jon Barrett Road Patterson, NY 12563 T:(845)278-2220 F:(845)278-3440 sales@werlatone.com www.werlatone.com

DATE	SYM	REVISION RECORD		DR	CK
2/00	A	ECN 1718		JD	



THIS DRAWING CONTAINS INFORMATION
PROPRIETARY TO WERLATONE INC. AND
MAY NOT BE USED OR COPIED WITHOUT
THE WRITTEN CONSENT OF WERLATONE INC.

TOLERANCE	WERLATONE INC.			
XX +/- .015	USED ON:	C5835	SCALE	DRAWN BY: JD
XXX +/- .005		C5425		APPVD BY:
	TITLE			
	OUTLINE			
	DATE	DRAWING NUMBER		
	12/23/99	10640-500		

Restriction on use, duplication, or disclosure of proprietary information. This document contains proprietary information which is the sole property of Werlatone, Inc.
Werlatone, Inc. 17 Jon Barrett Road Patterson, NY 12563 T:(845)278-2220 F:(845)278-3440 sales@werlatone.com www.werlatone.com