

PRODUCT DATA SHEET

C2702

4-Port Dual Directional Coupler employs two, 3-Port Uni-Directional Couplers, internally connected, in tandem, providing measurement of both forward and reverse power. Ideal for simultaneously monitoring a system's forward and reverse power and for reflectometer measurements. Unlike the Bi-Directional Coupler, the directivity of the Dual Directional Coupler is unaffected by the loads on the coupled ports.

Features:

High Power Wide Bandwidths Small Size Flat Coupling Custom Designs Available

Electrical Specifications:

Frequency: 1 - 30 MHz
Power: 15,000 W CW
Coupling: 70 ± 1.0 dB Max.
Insertion Loss: 0.05 dB Max.
Flatness: ± 0.3 dB Max.
VSWR (ML): 1.05:1 Max.
Directivity: 35 dB Min.

Mechanical Specifications:

Type: Connectorized
Material: Aluminum 6061-T6
Surface Finish: Chem. Film Per MIL-DTL-5541F
Type I Class 3 (Yellow Iridite)
RoHS Compliant Available
Operating Temperature: -55°C to +75°C
Storage Temperature: -60°C to +85°C
Humidity: 95% Non-Condensing
Size: 6" Line Connector

Connector Configurations:

Model	Input (J1)	Output (J2)	Fwd (J3)	Rev (J4)
C2702-81	1 5/8" EIA	1 5/8" EIA	N Female	N Female
C2702-83	1 5/8" EIA	1 5/8" EIA	SMA	SMA
C2702-84	1 5/8" EIA	1 5/8" EIA	BNC	BNC


Werlatone® Broadband Dual, Uni, and Bi Directional RF Couplers are designed to tolerate the most stringent operating conditions associated with military and EMC testing environments. Many of our RF Directional Couplers, designated Mismatch Tolerant®, will operate continuously, at rated power, into a severe load mismatch condition. Our multi-octave Directional Couplers maintain exceptional coupling flatness, directivity, VSWR, and insertion loss.



WERLATONE

Model C2702

Connectorized Directional Couplers

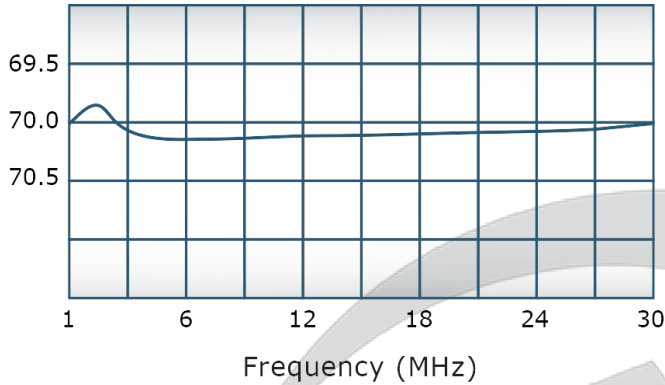


PRODUCT DATA SHEET

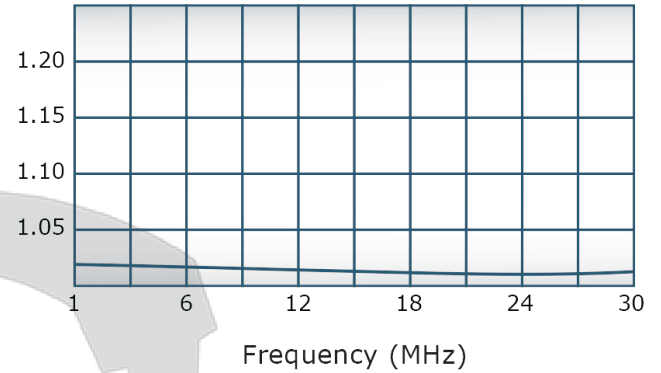
C2702

Performance Data (Specifications subject to change without notice):

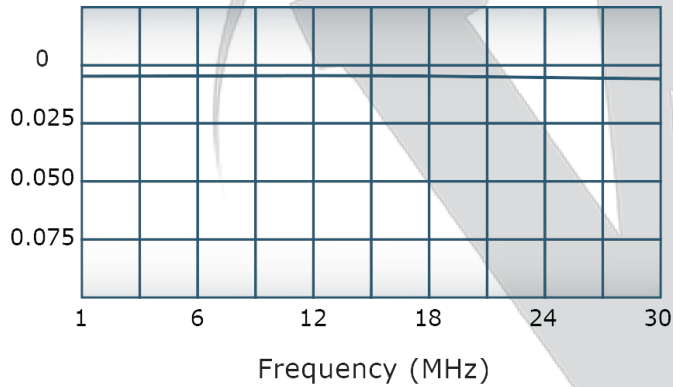
Coupling:



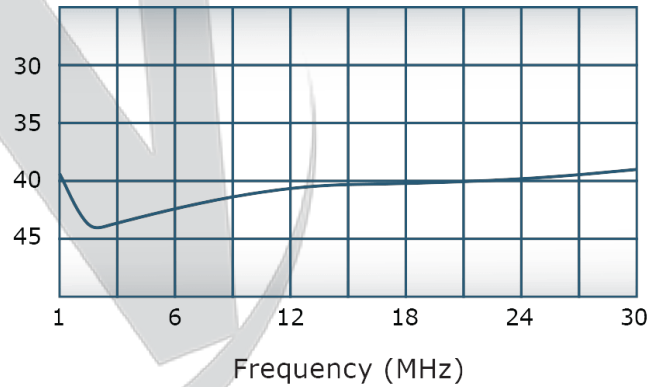
VSWR:



Insertion Loss:



Directivity:



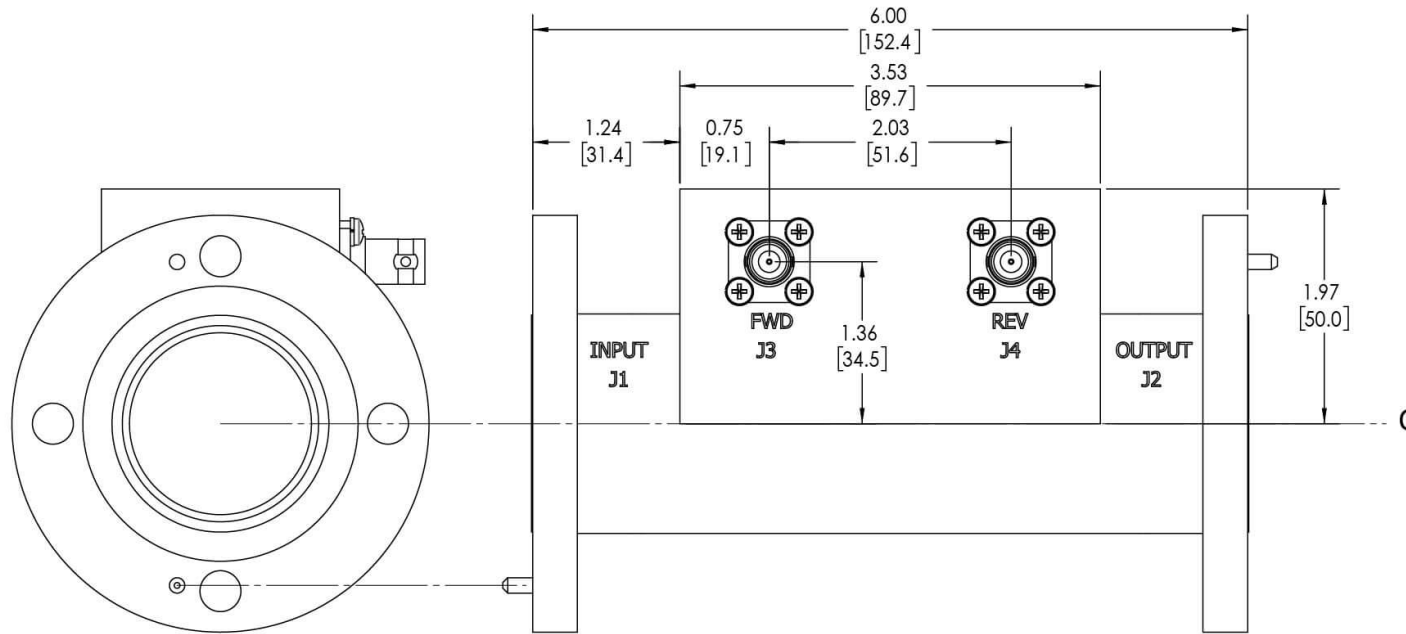
Restriction on use, duplication, or disclosure of proprietary information. This document contains proprietary information which is the sole property of Werlatone, Inc.

Werlatone, Inc. 17 Jon Barrett Road Patterson, NY 12563 T:(845)278-2220 F:(845)278-3440 sales@werlatone.com www.werlatone.com

RESTRICTION ON USE, DUPLICATION OR DISCLOSURE OF PROPRIETARY INFORMATION
 This document contains proprietary information which is the sole property of Werlatone, Inc.

REVISION HISTORY			
REV.	REVISION RECORD	DATE	APPROVED
A	ECN 9696	11/29/18	RB

NOTES:
 1. **CONNECTORS:**
 J1, J2: 1 5/8 EIA STANDARD
 J3, J4: BNC FEMALE



UNLESS OTHERWISE SPECIFIED		OWN	DATE	WERLATONE SINCE 1965 17 Jon Barrett Rd Patterson, NY 12563
INTERPRET DRAWING IN ACCORDANCE WITH MIL-STD-100		SD	2/11/2019	
DIMENSIONS FOR ASME Y14.5M-2009		CHK	DATE	TITLE
PARENTHESES FOR REF ONLY		CS	2/11/2019	
DIMENSIONS ARE IN INCHES		ENGR	DATE	OUTLINE SIZE CAGE CODE DWG NO B 10093-500
DIMENSIONAL LIMITS APPLY BEFORE PROCESSES		DK	8/4/1992	
TOLERANCES:		INFR	DATE	REV
ANGLES ± 2° 3 PL ± .005 [.13] 2 PL ± .015 [.38] REMOVE ALL BURRS AND SHARP EDGES R.01 MAX CONCENTRICITY MACHINED DIA: .002 FIM MACHINE TOOL MISMATCH .003 MAX		QA	DATE	
THIRD ANGLE PROJECTION		RLSE	DATE	SCALE
NEXT ASSY USED ON		1:1		SHEET 1 OF 1
APPLICATION		2		1

Restriction on use, duplication, or disclosure of proprietary information. This document contains proprietary information which is the sole property of Werlatone, Inc.
 Werlatone, Inc. 17 Jon Barrett Road Patterson, NY 12563 T:(845)278-2220 F:(845)278-3440 sales@werlatone.com www.werlatone.com