



PRODUCT DATA SHEET

C10049

4-Port Dual Directional Coupler employs two, 3-Port Uni-Directional Couplers, internally connected, in tandem, providing measurement of both forward and reverse power. Ideal for simultaneously monitoring a system's forward and reverse power and for reflectometer measurements. Unlike the Bi-Directional Coupler, the directivity of the Dual Directional Coupler is unaffected by the loads on the coupled ports.

Features:

High Power Wide Bandwidths Small Size Flat Coupling Custom Designs Available

Electrical Specifications:

Frequency: 1 - 11 MHz
Power: 5000 W CW
Coupling: 70 ± 1.0 dB Max.
Insertion Loss: 0.05 dB Max.
Flatness: ± 0.75 dB Max.
VSWR (ML): 1.10:1 Max.
Directivity: 20 dB Min.

Mechanical Specifications:

Type: Connectorized
Material: Aluminum 6061-T6
Surface Finish: Chem. Film Per MIL-DTL-5541F
Type I Class 3 (Yellow Iridite)
RoHS Compliant Available
Operating Temperature: -55°C to +75°C
Storage Temperature: -60°C to +85°C
Humidity: 95% Non-Condensing
Size: 6.0 x 3.0 x 2.24"

Connector Configurations:

Model	Input (J1)	Output (J2)	Fwd (J3)	Rev (J4)
C10049-20	7/16 Female	7/16 Female	N Female	N Female
C10049-22	7/16 Female	7/16 Female	SMA	SMA
C10049-23	7/16 Female	7/16 Female	BNC	BNC
C10049-30	LC Female	LC Female	N Female	N Female
C10049-33	LC Female	LC Female	BNC	BNC

Werlatone® Broadband Dual, Uni, and Bi Directional RF Couplers are designed to tolerate the most stringent operating conditions associated with military and EMC testing environments. Many of our RF Directional Couplers, designated Mismatch Tolerant®, will operate continuously, at rated power, into a severe load mismatch condition. Our multi-octave Directional Couplers maintain exceptional coupling flatness, directivity, VSWR, and insertion loss.



WERLATONE

Model C10049

Connectorized Directional Couplers

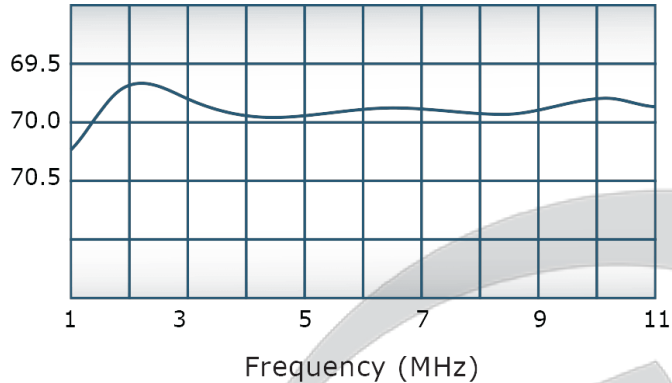


PRODUCT DATA SHEET

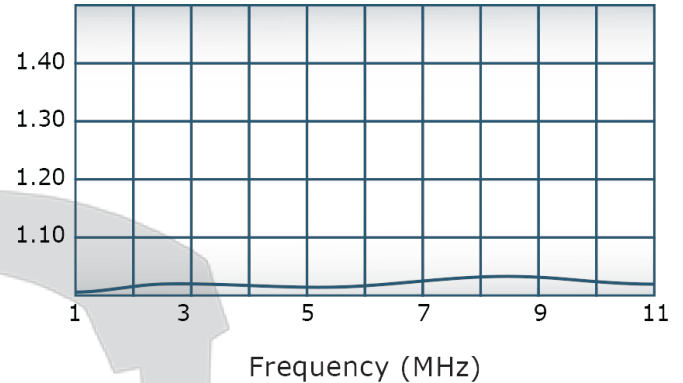
C10049

Performance Data (Specifications subject to change without notice):

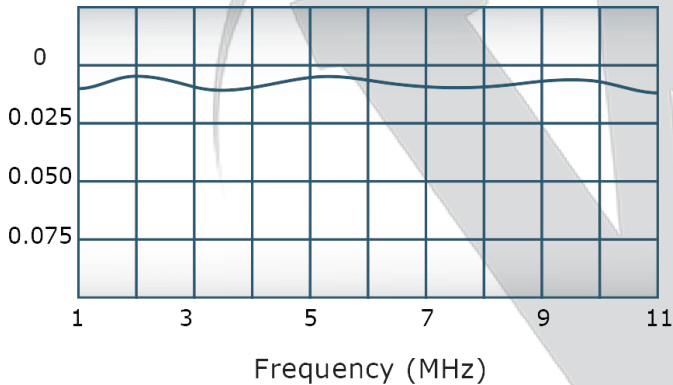
Coupling:



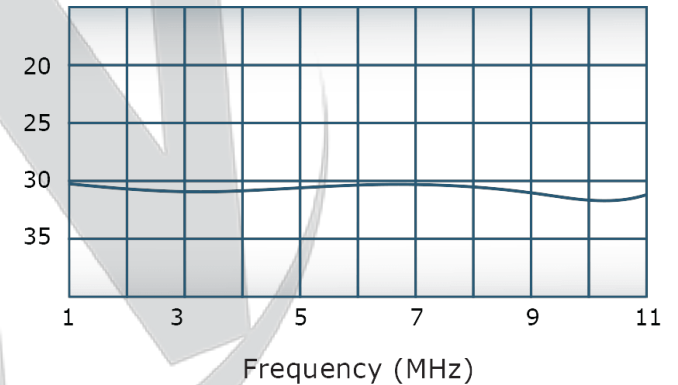
VSWR:



Insertion Loss:



Directivity:

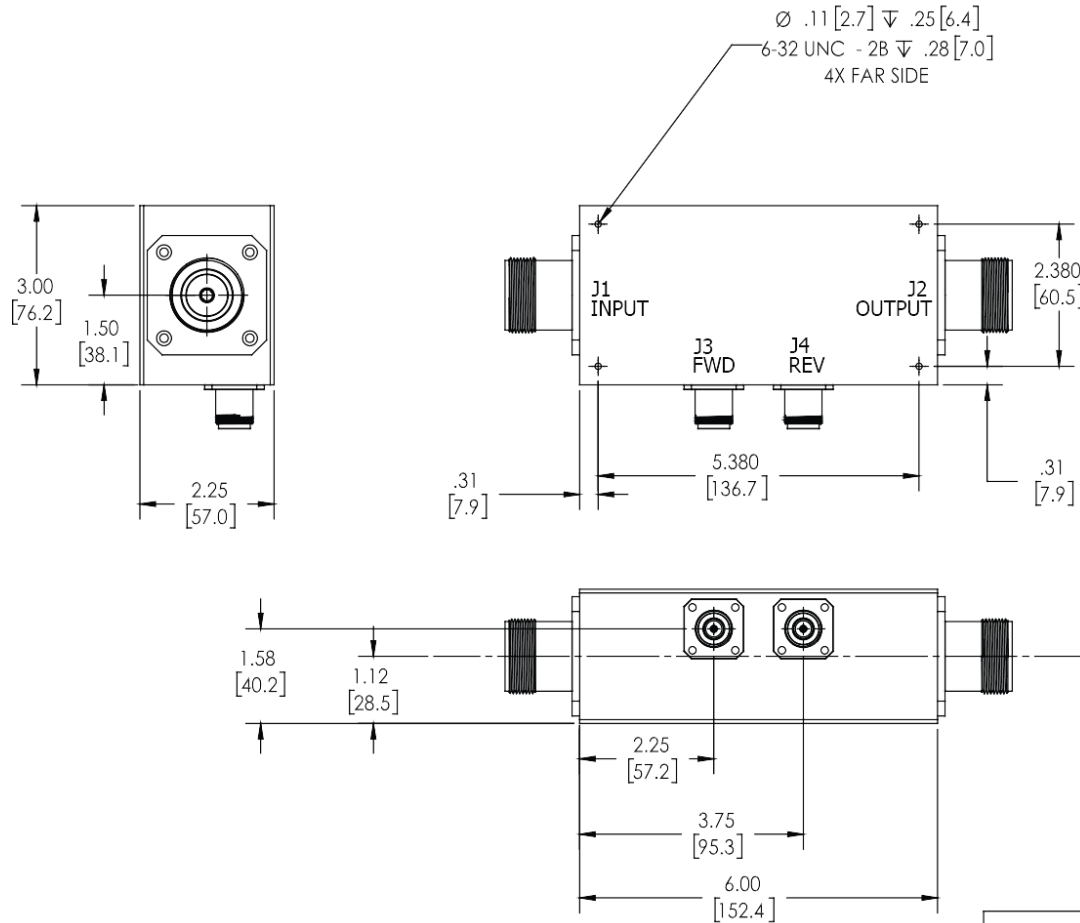


Restriction on use, duplication, or disclosure of proprietary information. This document contains proprietary information which is the sole property of Werlatone, Inc.

Werlatone, Inc. 17 Jon Barrett Road Patterson, NY 12563 T:(845)278-2220 F:(845)278-3440 sales@werlatone.com www.werlatone.com

RESTRICTION ON USE, DUPLICATION OR DISCLOSURE OF PROPRIETARY INFORMATION
This document contains proprietary information which is the sole property of Werlatone, Inc.

REVISION HISTORY			
REV.	REVISION RECORD	DATE	APPROVED
-	INITIAL RELEASE	10/29/2018	CS



		UNLESS OTHERWISE SPECIFIED		OWN	DATE	17 Jon Barrett Rd Patterson, NY 12563	
		• INTERPRET DRAWING JAW MIL-STD-100		PLP	10/25/2018	WERLATON SINCE 1965	
		• DIMENSIONING PER ASME Y14.3M-2009		CHK	DATE	TITLE	
		• PRELIMINARY DIMS FOR REF ONLY		CS	10/29/2018	SIZE	
		• DIMENSIONS ARE IN INCHES (mm)		ENGR	DATE	CAGE CODE	
		• DIMENSIONAL UNITS APPLY BEFORE PROCESSES		INFR	DATE	DWG NO	
		• TOLERANCES:		QA	DATE	REV	
		ANGLES: ± 2° 2 PL ± .005 (1.3) 2 PL ± .015 (4)		RLSE	DATE	SCALE 1:2 SHEET 1 OF 1	
		• REMOVE ALL BURRS AND SHARP EDGES R.03 MAX					
		• CONCENTRICITY MACHINED DIA: .002 FIM					
		• MACHINE TOOL REPAIR: .003 MAX					
		THIRD ANGLE PROJECTION					
		APPLICATION					
		NEXT ASSY					
		USED ON					

Restriction on use, duplication, or disclosure of proprietary information. This document contains proprietary information which is the sole property of Werlatone, Inc.
Werlatone, Inc. 17 Jon Barrett Road Patterson, NY 12563 T:(845)278-2220 F:(845)278-3440 sales@werlatone.com www.werlatone.com