



PRODUCT DATA SHEET

WPM11505

Instantaneous & Simultaneous

- Local and/or Remote Monitoring
- Forward Power Reading/Monitoring (Watts or dBm)
- Reverse Power Reading/Monitoring (Watts or dBm)
- VSWR Readings (Watts, Return Loss, Rho)

VSWR Alarm

- Customer can set up audio/visual alarm via relay contacts.
- Signal sent to closed loop.

Temperature Monitoring (with alarm)

- One sensor, internal measurement, within Power Meter.
- One sensor, external measurement, to be placed by customer.

General Purpose Inputs (6 ea) Multiple Use

- Track switch closures (assign to interlock group).
- Trigger alarm relay (sends email alert).
- RF presence status/alarm (safety feature).
- Alarm, activated switch.

Accessories:

- Single Channel and Multi-Channel Displays
- RF Digital Dashboard Spreadsheet Software, (Simultaneously Monitor Outputs of 30+ Power Meters)
- PC Based Graphical User Interface Windows XP/7/8/10 Compatible

Accuracy:

- $\pm 2\%$ to Customer Calibration Standard, at preselected frequencies.
- $\pm 5\%$ over a Multi-Octave Bandwidth
- Werlatone Calibration Traceable to (NIST) National Institute of Standards and Technology

Power:

- AC Power Adapter (100/240 50-60 Hertz V AC)
- POE (Passive Over Ethernet, Optional POE Injector Kit Available)
- Via RS485 (Via Single Channel or Multi-Channel Displays)

Interface (Via):

- TCP/IP - SNMP and Browser Interface via Local Area Network
- RS232, Serial
- RS485 - Form Addressable Serial Network
- User ID and Password Protected for Access and Control
- Multiple units can be Networked and Simultaneously Monitored On-Site or Remotely (TCP/IP/SNMP/Serial)

RoHS Compliant Design Available
Custom Connector Configurations Available

Electrical Specifications:

Frequency: 800 - 2500 MHz
Power: 1500 W CW

Mechanical Specifications:

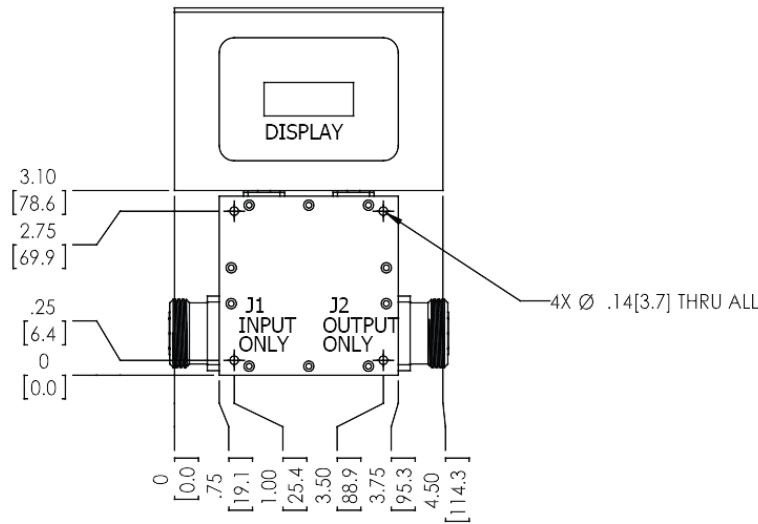
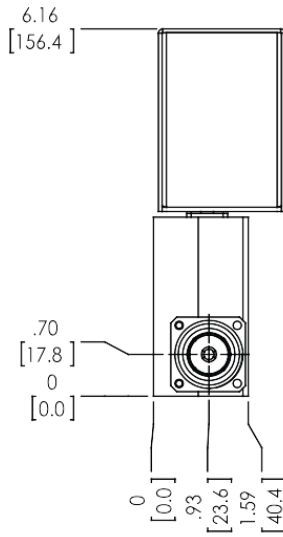
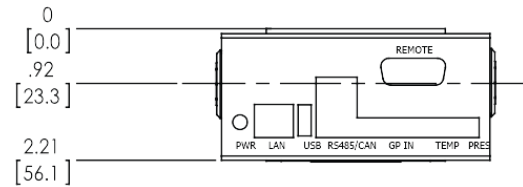
Type: Connectorized
Operating Temperature: -55°C to +75°C
Storage Temperature: -60°C to +85°C

Connector Configurations:

Model	Input(J1)	Output(J2)
WPM11505-22	7/16 Female	7/16 Female
WPM11505-63	HN Female	HN Female

RESTRICTION ON USE, DUPLICATION OR DISCLOSURE OF PROPRIETARY INFORMATION
 This document contains proprietary information which is the sole property of Werlatone, Inc.

REVISION HISTORY			
REV.	REVISION RECORD	DATE	APPROVED
	PRE-RELEASE		



		UNLESS OTHERWISE SPECIFIED		OWN	DATE	17 Jon Barrett Rd Patterson, NY 12563			
		• INTERPRET DRAWING (AWI) MSL-STD-300		PLP	3/28/2017	WERLATONE SINCE 1965			
		• DIMENSIONS FOR ASME Y14.5M-2009		CHK	DATE	TITLE			
		• DIMENSIONAL INFO FOR REF ONLY		ENG	DATE	SIZE			
		• DIMENSIONS ARE IN INCHES (mm)		MPGR	DATE	CAGE CODE			
		• DIMENSIONAL LIMITS APPLY BEFORE PROCESSES		QA	DATE	DWG NO			
		• TOLERANCES:		RELSE	DATE	REV			
		ANGLES: ± .2°		B 28812 21511-501 P0					
		3 PL ± .005 (1.3)		SCALE 1:2					
		2 PL ± .015 (1.4)		SHEET 1 OF 1					
		• REMOVE ALL BURRS AND SHARP EDGES R.0.1 MAX							
		• CONCENTRICITY FINISHED DIA. AND FOM							
		• MACHINE TOOL MATCHES 3D MODEL							
APPLICATION		THIRD ANGLE PROJECTION							

Restriction on use, duplication, or disclosure of proprietary information. This document contains proprietary information which is the sole property of Werlatone, Inc.
 Werlatone, Inc. 17 Jon Barrett Road Patterson, NY 12563 T:(845)278-2220 F:(845)278-3440 sales@werlatone.com www.werlatone.com