



PRODUCT DATA SHEET

WPM11383

Instantaneous & Simultaneous

- Local and/or Remote Monitoring
- Forward Power Reading/Monitoring (Watts or dBm)
- Reverse Power Reading/Monitoring (Watts or dBm)
- VSWR Readings (Watts, Return Loss, Rho)

VSWR Alarm

- Customer can set up audio/visual alarm via relay contacts.
- Signal sent to closed loop.

Temperature Monitoring (with alarm)

- One sensor, internal measurement, within Power Meter.
- One sensor, external measurement, to be placed by customer.

General Purpose Inputs (6 ea) Multiple Use

- Track switch closures (assign to interlock group).
- Trigger alarm relay (sends email alert).
- RF presence status/alarm (safety feature).
- Alarm, activated switch.

Accessories:

- Single Channel and Multi-Channel Displays
- RF Digital Dashboard Spreadsheet Software, (Simultaneously Monitor Outputs of 30+ Power Meters)
- PC Based Graphical User Interface Windows XP/7/8/10 Compatible

Accuracy:

- $\pm 2\%$ to Customer Calibration Standard, at preselected frequencies.
- $\pm 5\%$ over a Multi-Octave Bandwidth
- Werlatone Calibration Traceable to (NIST) National Institute of Standards and Technology

Power:

- AC Power Adapter (100/240 50-60 Hertz V AC)
- POE (Passive Over Ethernet, Optional POE Injector Kit Available)
- Via RS485 (Via Single Channel or Multi-Channel Displays)

Interface (Via):

- TCP/IP - SNMP and Browser Interface via Local Area Network
- RS232, Serial
- RS485 - Form Addressable Serial Network
- User ID and Password Protected for Access and Control
- Multiple units can be Networked and Simultaneously Monitored On-Site or Remotely (TCP/IP/SNMP/Serial)

RoHS Compliant Design Available
Custom Connector Configurations Available

Electrical Specifications:

Frequency: 2 - 50 MHz
Power: 10,000 W CW

Mechanical Specifications:

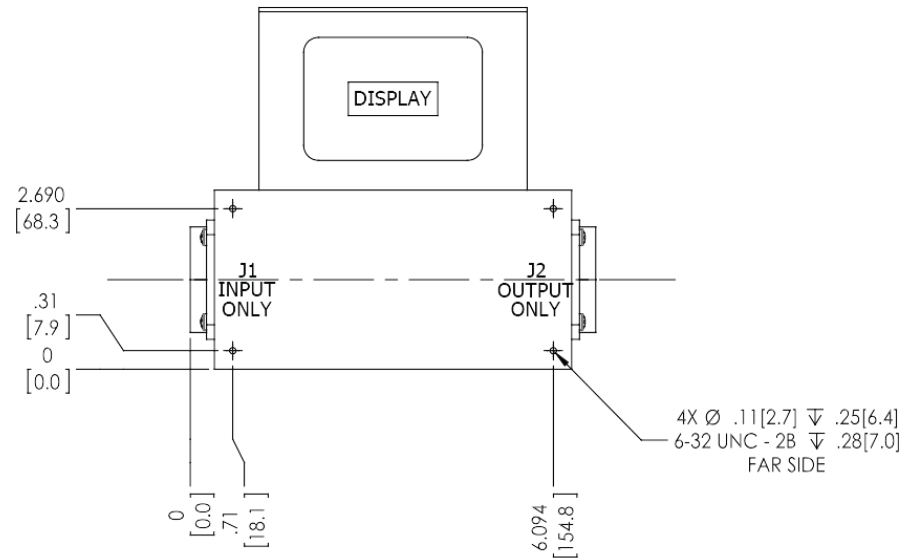
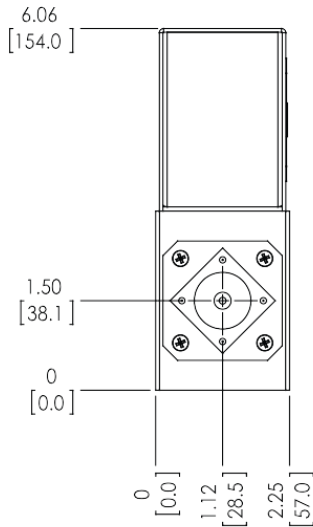
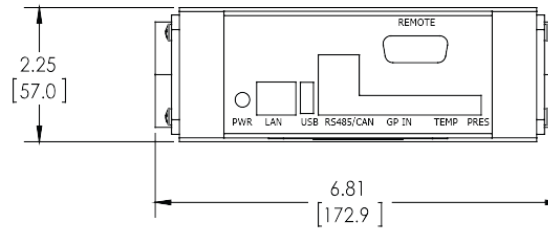
Type: Connectorized
Operating Temperature: -55°C to +75°C
Storage Temperature: -60°C to +85°C

Connector Configurations:

Model	Input(J1)	Output(J2)
WPM11383-22	7/16 Female	7/16 Female
WPM11383-32	LC Female	LC Female
WPM11383-QC-2	QC Block	QC Block

RESTRICTION ON USE, DUPLICATION OR DISCLOSURE OF PROPRIETARY INFORMATION
This document contains proprietary information which is the sole property of Werlatone, Inc.

REVISION HISTORY			
REV.	REVISION RECORD	DATE	APPROVED
-	INITIAL RELEASE	2/12/2018	CS



UNLESS OTHERWISE SPECIFIED		OWN	PLP	DATE	2/9/2018
• INTERPRET DRAWING SHOWN PLS STD 100		CHK	CS	DATE	2/9/2018
• DIMENSIONS ARE IN INCHES (mm)		ENGR		DATE	
• DIMENSIONAL LIMITS APPLY BEFORE PROCESSES		INFR		DATE	
• TOLERANCES:		QA		DATE	
ANGLES ± .2°		RELSE		DATE	
2 PL ± .005 (13)					
2 PL ± .015 (4)					
• REMOVE ALL BURRS AND SHARP EDGES 0.01 MAX					
• CONCENTRICITY MACHINED DIA. 0.02 FDM					
• MACHINE TOOL IDENTIFICATION 0.02 MAX					
THIRD ANGLE PROJECTION					
APPLICATION					
NEXT ASSY USED ON					
WPM11416					
TITLE					
OUTLINE					
SIZE					
B 28812					
CAGE CODE					
21583-500					
SCALE					
1:2					
SHEET 1 OF 1					

Restriction on use, duplication, or disclosure of proprietary information. This document contains proprietary information which is the sole property of Werlatone, Inc.
Werlatone, Inc. 17 Jon Barrett Road Patterson, NY 12563 T:(845)278-2220 F:(845)278-3440 sales@werlatone.com www.werlatone.com