
PRODUCT DATA SHEET
C10067

4-Port Dual Directional Coupler employs two, 3-Port Uni-Directional Couplers, internally connected, in tandem, providing measurement of both forward and reverse power. Ideal for simultaneously monitoring a system's forward and reverse power and for reflectometer measurements. Unlike the Bi-Directional Coupler, the directivity of the Dual Directional Coupler is unaffected by the loads on the coupled ports.

Features:

High Power Wide Bandwidths Small Size Flat Coupling Custom Designs Available

Electrical Specifications:

Frequency: 0.01 - 30 MHz
Power: 500 W CW
Coupling: 40 ± 1.0 dB Max.
Insertion Loss: 0.25 dB Max.
Flatness: ± 0.5 dB Max.
VSWR (ML): 1.20:1 Max.
Directivity: 20 dB Min.


Mechanical Specifications:

Type: Connectorized
Material: Aluminum 6061-T6
Surface Finish: Chem. Film Per MIL-DTL-5541F Type I
Class 3 (Yellow Iridite) RoHS Compliant
Available
Operating Temperature: -55°C to +75°C
Storage Temperature: -60°C to +85°C
Humidity: 95% Non-Condensing
Size: 10.5 x 3.0 x 2.0"

Connector Configurations:

Model	Input (J1)	Output (J2)	Fwd (J3)	Rev (J4)
C10067-10	N Female	N Female	N Female	N Female
C10067-12	N Female	N Female	SMA	SMA
C10067-13	N Female	N Female	BNC	BNC
C10067-20	7/16 Female	7/16 Female	7/16 Female	7/16 Female
C10067-614	N Female	N Female	7/16 Female	7/16 Female
C10067-714	N Male	N Male	N Female	N Female
C10067-727	7/16 Male	7/16 Male	7/16 Female	7/16 Female

Werlatone® Broadband Dual, Uni, and Bi Directional RF Couplers are designed to tolerate the most stringent operating conditions associated with military and EMC testing environments. Many of our RF Directional Couplers, designated Mismatch Tolerant®, will operate continuously, at rated power, into a severe load mismatch condition. Our multi-octave Directional Couplers maintain exceptional coupling flatness, directivity, VSWR, and insertion loss.

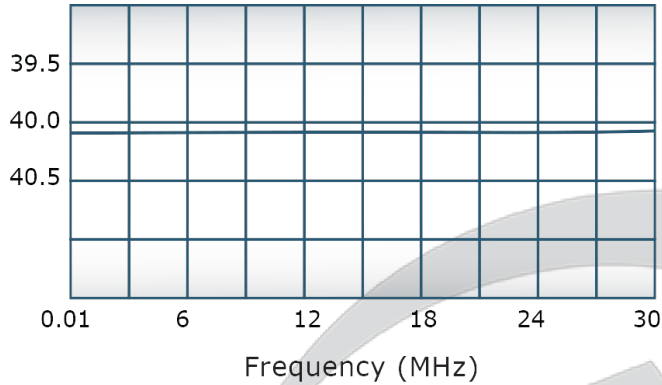


PRODUCT DATA SHEET

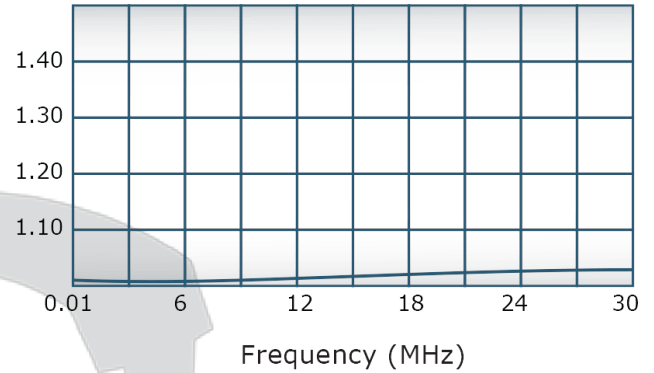
C10067

Performance Data (Specifications subject to change without notice):

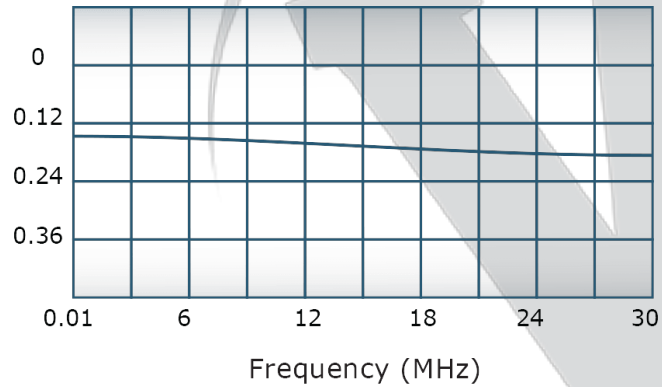
Coupling:



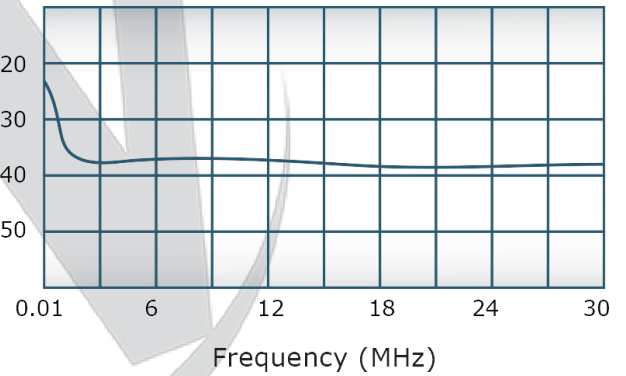
VSWR:



Insertion Loss:



Directivity:



Restriction on use, duplication, or disclosure of proprietary information. This document contains proprietary information which is the sole property of Werlatone, Inc.

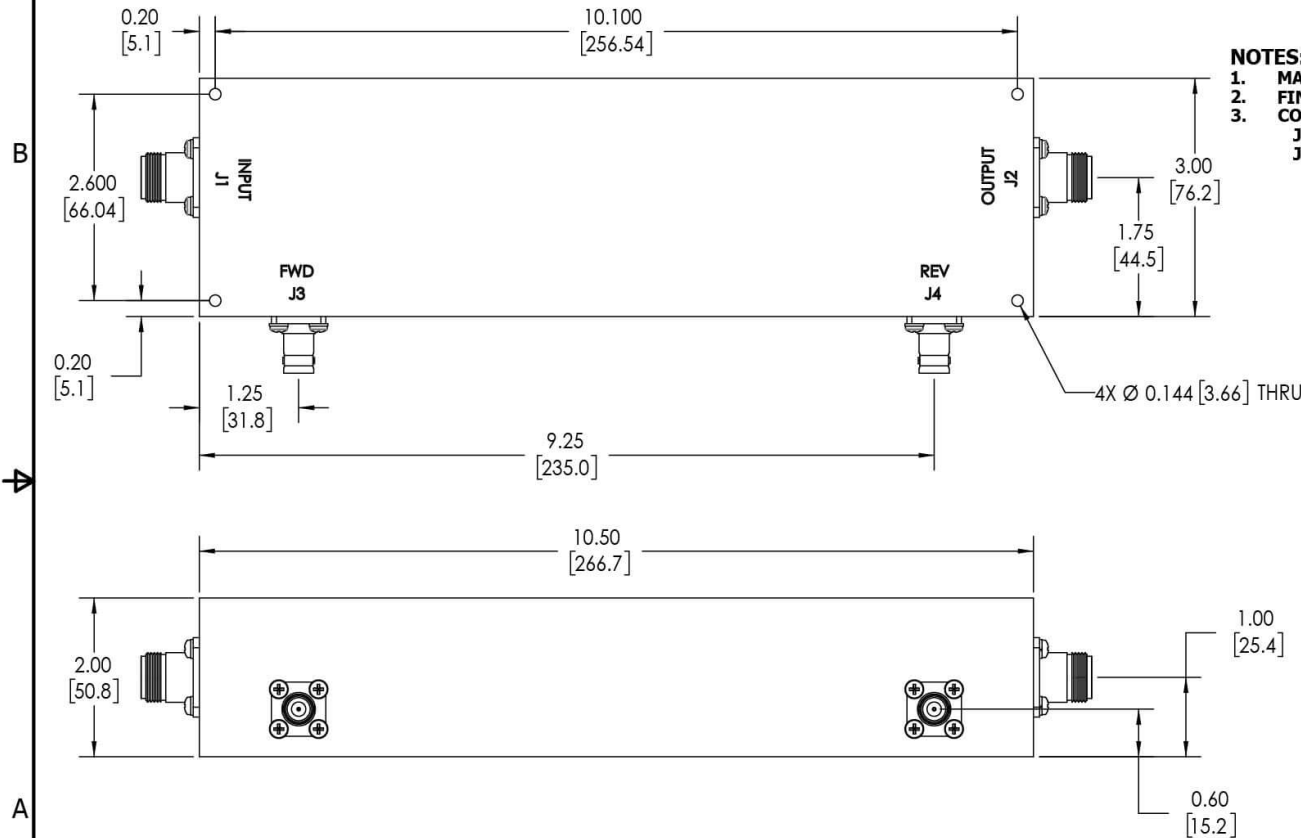
Werlatone, Inc. 17 Jon Barrett Road Patterson, NY 12563 T:(845)278-2220 F:(845)278-3440 sales@werlatone.com www.werlatone.com

RESTRICTION ON USE, DUPLICATION OR DISCLOSURE OF PROPRIETARY INFORMATION
This document contains proprietary information which is the sole property of Werlatone, Inc.

REVISION HISTORY			
REV.	REVISION RECORD	DATE	APPROVED
A	ECN 9696	5/13/2019	RB

NOTES: UNLESS OTHERWISE SPECIFIED

- MATERIAL: ALUMINUM 6061-T6**
- FINISH: CHEM FILM PER MIL-DTL-5541F TYPE I CLASS 3 (YELLOW IRIDITE)**
- CONNECTORS:**
J1-J2: N FEMALE
J3-J4: BNC FEMALE



<div>UNLESS OTHERWISE SPECIFIED</div> <div>INTERPRET DRAWING IN ACCORDANCE WITH MIL-STD-100</div> <div>DIMENSIONS FOR ASME Y14.5M-2009</div> <div>PARENTHESES FOR REF ONLY</div> <div>DIMENSIONS ARE IN INCHES</div> <div>DIMENSIONAL LIMITS APPLY BEFORE PROCESSES</div> <div>TOLERANCES:</div> <div>ANGLES ± 2°</div> <div>3 PL ± .005 [13]</div> <div>2 PL ± .015 [38]</div> <div>REMOVE ALL BURRS AND SHARP EDGES R.01 MAX</div> <div>CONCENTRICITY MACHINED DIA. .002 FIM</div> <div>MACHINE TOOL MISMATCH .003 MAX</div> <div>THIRD ANGLE PROJECTION</div>		OWN	DATE	<div><div><div>W</div><div>WERLATONE</div><div>SINCE 1965</div></div></div> <div>17 Jon Barrett Rd Patterson, NY 12563</div>
		SD	5/13/2019	
		CHK	DATE	
		CS	5/13/2019	
		ENGR	DATE	
		INFR	DATE	
		QA	DATE	
		RLSE	DATE	
		TITLE		
		OUTLINE		
SIZE CAGE CODE DWG NO				
B 10449-500				
SCALE 1:1.5				
SHEET 1 OF 1				
REV A				

Restriction on use, duplication, or disclosure of proprietary information. This document contains proprietary information which is the sole property of Werlatone, Inc.
Werlatone, Inc. 17 Jon Barrett Road Patterson, NY 12563 T:(845)278-2220 F:(845)278-3440 sales@werlatone.com www.werlatone.com