
PRODUCT DATA SHEET
C10559

4-Port Dual Directional Coupler employs two, 3-Port Uni-Directional Couplers, internally connected, in tandem, providing measurement of both forward and reverse power. Ideal for simultaneously monitoring a system's forward and reverse power and for reflectometer measurements. Unlike the Bi-Directional Coupler, the directivity of the Dual Directional Coupler is unaffected by the loads on the coupled ports.

Features:

High Power Wide Bandwidths Small Size Flat Coupling Custom Designs Available

Electrical Specifications:

Frequency: 700 - 4200 MHz
 Power: 500 W CW
 Coupling: 40 ± 1.0 dB Max.
 Insertion Loss: 0.2 dB Max.
 Flatness: ± 1.0 dB Max.
 VSWR (ML): 1.30:1 Max.
 Directivity: 15 dB Min.


Mechanical Specifications:

Type: Connectorized
 Material: Aluminum 6061-T6
 Surface Finish: Chem. Film Per MIL-DTL-5541F
 Type I Class 3 (Yellow Iridite)
 RoHS Compliant Available
 Operating Temperature: -55°C to +75°C
 Storage Temperature: -60°C to +85°C
 Humidity: 95% Non-Condensing
 Size: 2.0 x 2.0 x 1.06"

Connector Configurations:

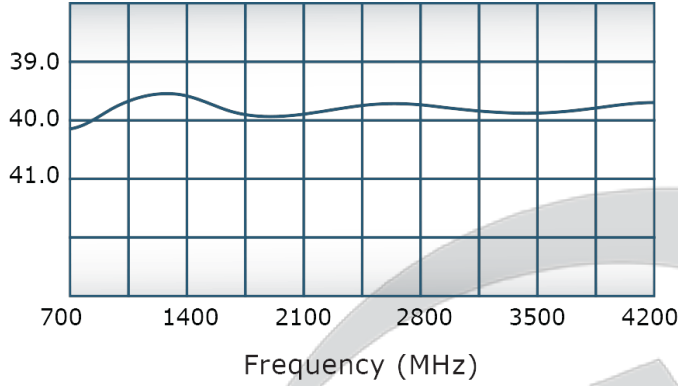
Model	Input (J1)	Output (J2)	Fwd (J3)	Rev (J4)
C10559-10	N Female	N Female	N Female	N Female
C10559-12	N Female	N Female	SMA	SMA
C10559-714	N Male	N Female	N Female	N Female

Werlatone® Broadband Dual, Uni, and Bi Directional RF Couplers are designed to tolerate the most stringent operating conditions associated with military and EMC testing environments. Many of our RF Directional Couplers, designated Mismatch Tolerant®, will operate continuously, at rated power, into a severe load mismatch condition. Our multi-octave Directional Couplers maintain exceptional coupling flatness, directivity, VSWR, and insertion loss.

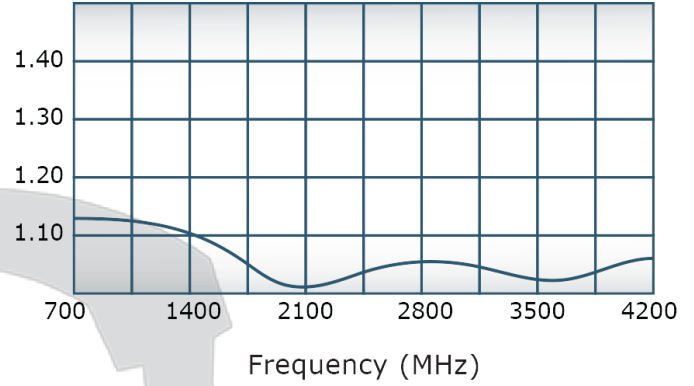


Performance Data (Specifications subject to change without notice):

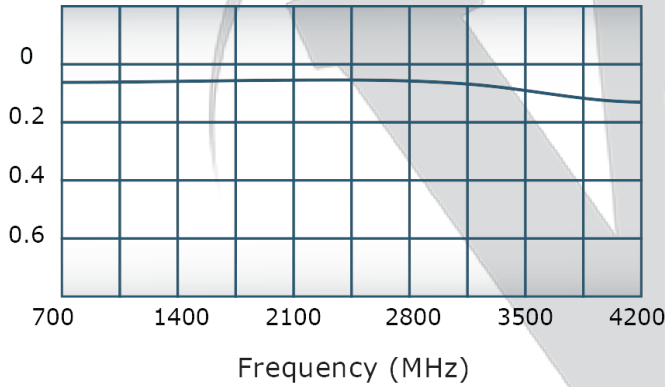
Coupling:



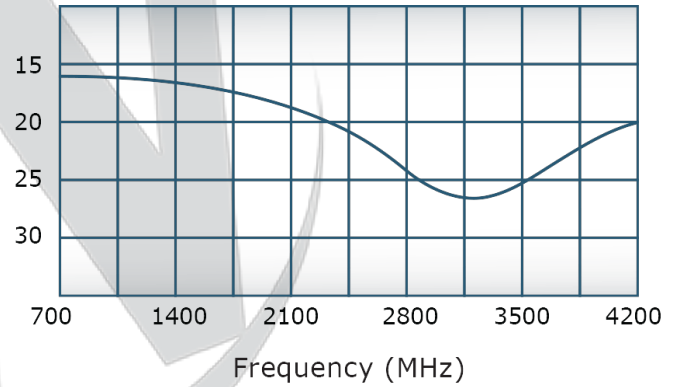
VSWR:



Insertion Loss:

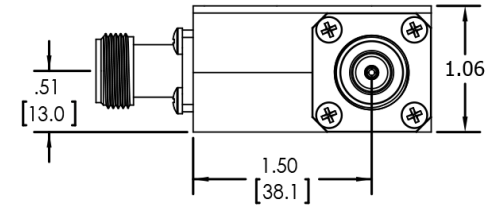
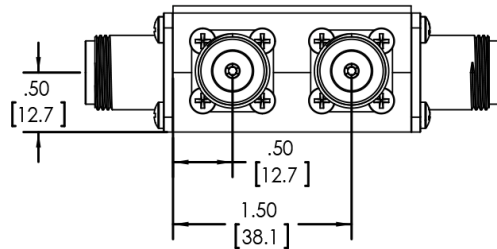
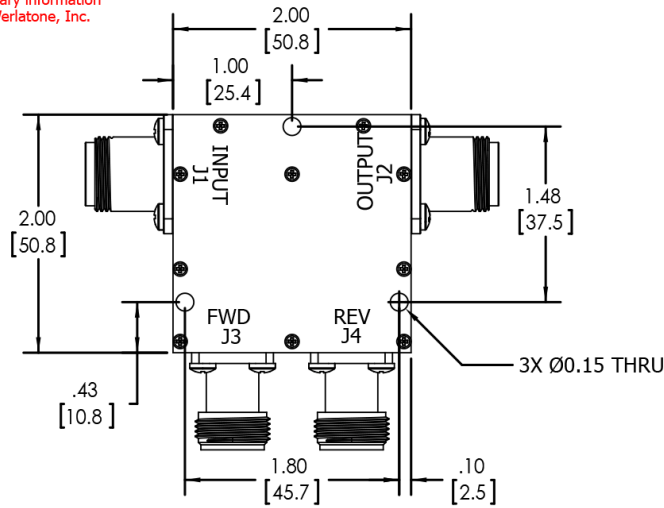


Directivity:



RESTRICTION ON USE, DUPLICATION OR DISCLOSURE OF PROPRIETARY INFORMATION
 This document contains proprietary information which is the sole property of Werlatone, Inc.

REVISION HISTORY			
REV.	REVISION RECORD	DATE	APPROVED
	PRE-RELEASE		



UNLESS OTHERWISE SPECIFIED		DATE	DATE	DATE	DATE	DATE	DATE	DATE	DATE
OWN	SC	9/30/2014	9/30/2014	9/30/2014	9/30/2014	9/30/2014	9/30/2014	9/30/2014	9/30/2014
CHK	CS								
ENGR	BW								
MFOR	CA								
RELE									
NEXT ASSY USED ON		C10117		THIRD ANGLE PROJECTION		TITLE		OUTLINE	
APPLICATION		THIRD ANGLE PROJECTION		SCALE		SIZE		CAGE CODE	
				1:1		B 28812		21250-500	
								DWG NO	
								REV	
								-	
								SHEET 1 OF 1	

Restriction on use, duplication, or disclosure of proprietary information. This document contains proprietary information which is the sole property of Werlatone, Inc.
 Werlatone, Inc. 17 Jon Barrett Road Patterson, NY 12563 T:(845)278-2220 F:(845)278-3440 sales@werlatone.com www.werlatone.com