
PRODUCT DATA SHEET
C10965

4-Port Dual Directional Coupler employs two, 3-Port Uni-Directional Couplers, internally connected, in tandem, providing measurement of both forward and reverse power. Ideal for simultaneously monitoring a system's forward and reverse power and for reflectometer measurements. Unlike the Bi-Directional Coupler, the directivity of the Dual Directional Coupler is unaffected by the loads on the coupled ports.

Features:

High Power Wide Bandwidths Small Size Flat Coupling Custom Designs Available

Electrical Specifications:

Frequency: 1000 - 2500 MHz
Power: 250 W CW
Coupling: 40 ± 1.0 dB Max.
Insertion Loss: 0.2 dB Max.
Flatness: ± 0.5 dB Max.
VSWR (ML): 1.30:1 Max.
Directivity: 18 dB Min.

Mechanical Specifications:

Type: Connectorized
Material: Aluminum 6061-T6
Surface Finish: Chem. Film Per MIL-DTL-5541F
Type I Class 3 (Yellow Iridite)
RoHS Compliant Available
Operating Temperature: -55°C to +75°C
Storage Temperature: -60°C to +85°C
Humidity: 95% Non-Condensing
Size: 2.0 x 2.0 x 1.06"

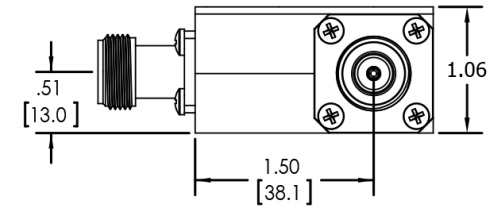
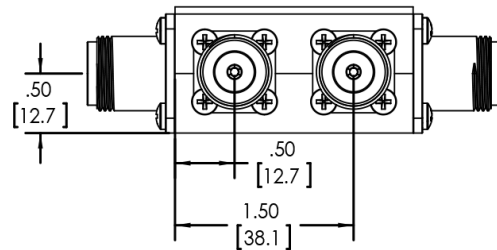
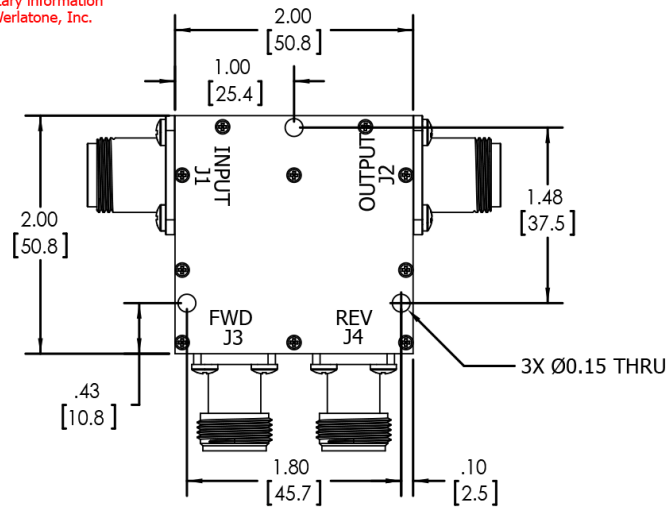
Connector Configurations:

Model	Input (J1)	Output (J2)	Fwd (J3)	Rev (J4)
C10965-10	N Female	N Female	N Female	N Female
C10965-12	N Female	N Female	SMA	SMA
C10965-612	N Female	N Male	SMA	SMA
C10965-714	N Male	N Female	N Female	N Female

Werlatone® Broadband Dual, Uni, and Bi Directional RF Couplers are designed to tolerate the most stringent operating conditions associated with military and EMC testing environments. Many of our RF Directional Couplers, designated Mismatch Tolerant®, will operate continuously, at rated power, into a severe load mismatch condition. Our multi-octave Directional Couplers maintain exceptional coupling flatness, directivity, VSWR, and insertion loss.

RESTRICTION ON USE, DUPLICATION OR DISCLOSURE OF PROPRIETARY INFORMATION
 This document contains proprietary information which is the sole property of Werlatone, Inc.

REVISION HISTORY			
REV.	REVISION RECORD	DATE	APPROVED
	PRE-RELEASE		



UNLESS OTHERWISE SPECIFIED		DATE	9/30/2014	17 Jon Barrett Rd Patterson, NY 12563
INTERPRET DRAWING IN ACCORDANCE WITH MIL-STD-100	DATE	9/30/2014	TITLE OUTLINE	
DIMENSIONS ARE IN INCHES (mm)	DATE	9/30/2014		
DIMENSIONAL LIMITS APPLY BEFORE FINISHES	DATE	9/30/2014	SIZE	CAGE CODE
TOLERANCES:	DATE	9/30/2014	B 28812	21250-500
ANGLES ± 2°	DATE	9/30/2014	SCALE	1:1
3 PL ± .005 (.13)	DATE	9/30/2014	REV	-
2 PL ± .015 (.4)	DATE	9/30/2014	SHEET	1 OF 1
REMOVE ALL BURRS AND SHARP EDGES R.01 MAX	DATE	9/30/2014		
CONCENTRICITY MACHINED DIA. .002 FIM	DATE	9/30/2014		
MACHINE TOOL MISMATCH .003 MAX	DATE	9/30/2014		
THIRD ANGLE PROJECTION	DATE	9/30/2014		

Restriction on use, duplication, or disclosure of proprietary information. This document contains proprietary information which is the sole property of Werlatone, Inc.
 Werlatone, Inc. 17 Jon Barrett Road Patterson, NY 12563 T:(845)278-2220 F:(845)278-3440 sales@werlatone.com www.werlatone.com