



PRODUCT DATA SHEET

C2310

4-Port Dual Directional Coupler employs two, 3-Port Uni-Directional Couplers, internally connected, in tandem, providing measurement of both forward and reverse power. Ideal for simultaneously monitoring a system's forward and reverse power and for reflectometer measurements. Unlike the Bi-Directional Coupler, the directivity of the Dual Directional Coupler is unaffected by the loads on the coupled ports.

Features:

High Power Wide Bandwidths Small Size Flat Coupling Custom Designs Available

Electrical Specifications:

Frequency: 20 - 230 MHz
 Power: 2000 W CW
 Coupling: 50 ± 1.0 dB Max.
 Insertion Loss: 0.1 dB Max.
 Flatness: ± 0.5 dB Max.
 VSWR (ML): 1.05:1 Max.
 Directivity: 20 dB Min.

Mechanical Specifications:

Type: Connectorized
 Material: Aluminum 6061-T6
 Surface Finish: Chem. Film Per MIL-DTL-5541F
 Type I Class 3 (Yellow Iridite)
 RoHS Compliant Available
 Operating Temperature: -55°C to +75°C
 Storage Temperature: -60°C to +85°C
 Humidity: 95% Non-Condensing
 Size: 3.75 x 3.0 x 1.88"

Connector Configurations:

Model	Input (J1)	Output (J2)	Fwd (J3)	Rev (J4)
C2310-10	N Female	N Female	N Female	N Female
C2310-12	N Female	N Female	SMA	SMA
C2310-13	N Female	N Female	BNC	BNC
C2310-43	SC Female	SC Female	SMA	SMA
C2310-61*	HN Female	HN Female	N Female	N Female
C2310-63*	HN Female	HN Female	SMA	SMA
C2310-64*	HN Female	HN Female	BNC	BNC

Werlatone® Broadband Dual, Uni, and Bi Directional RF Couplers are designed to tolerate the most stringent operating conditions associated with military and EMC testing environments. Our multi-octave Directional Couplers maintain exceptional coupling flatness, directivity, VSWR, and insertion loss.



WERLATONE

Model C2310

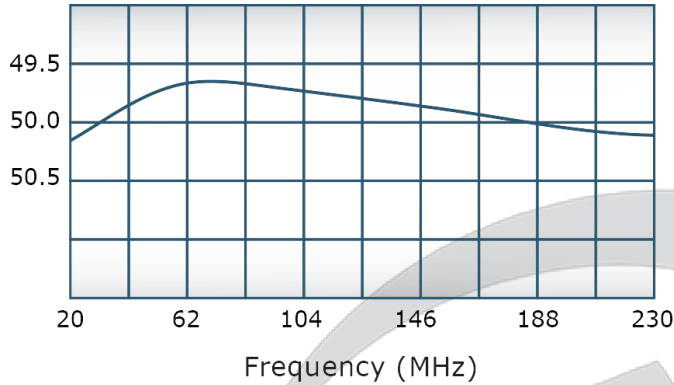


PRODUCT DATA SHEET

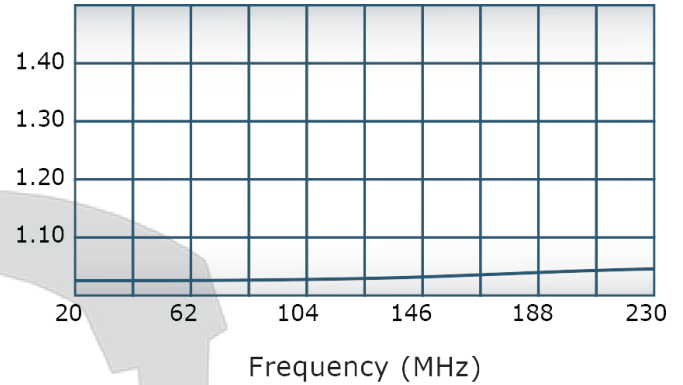
C2310

Performance Data (Specifications subject to change without notice):

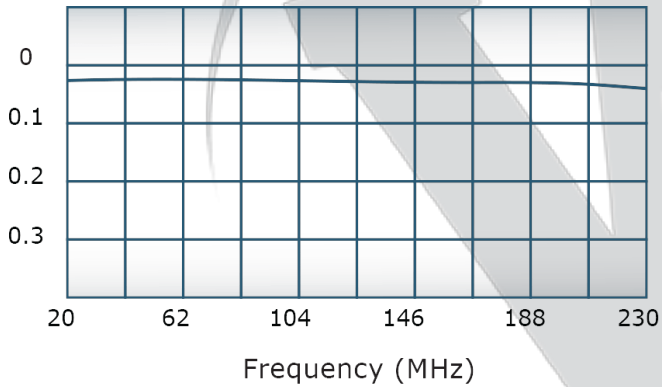
Coupling:



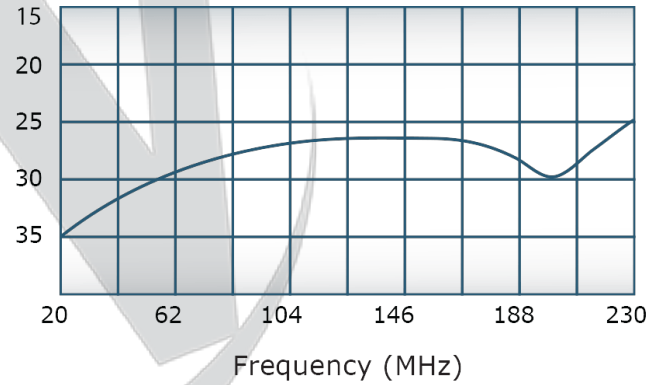
VSWR:



Insertion Loss:



Directivity:



Restriction on use, duplication, or disclosure of proprietary information. This document contains proprietary information which is the sole property of Werlatone, Inc.

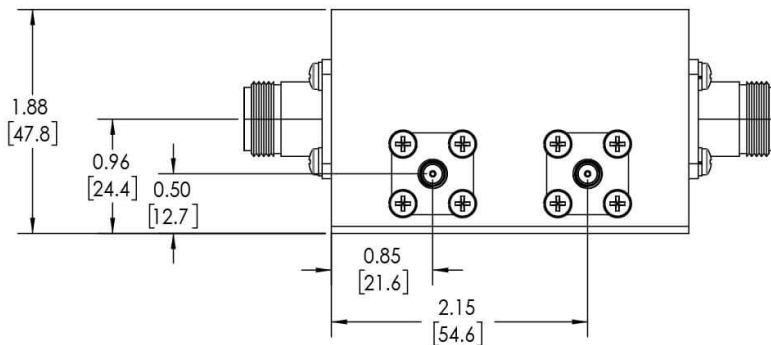
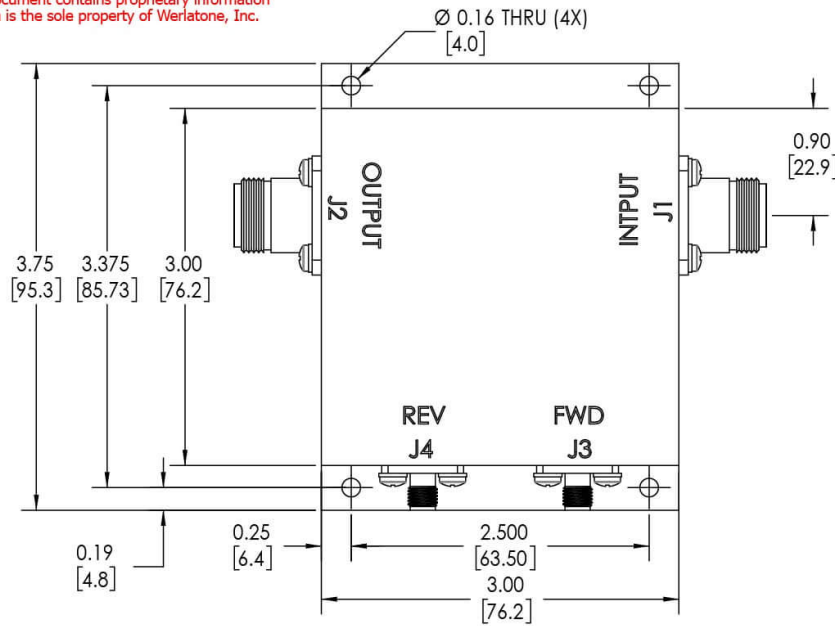
Werlatone, Inc. 17 Jon Barrett Road Patterson, NY 12563 T:(845)278-2220 F:(845)278-3440 sales@werlatone.com www.werlatone.com

RESTRICTION ON USE, DUPLICATION OR DISCLOSURE OF PROPRIETARY INFORMATION
This document contains proprietary information which is the sole property of Werlatone, Inc.

REVISION HISTORY			
REV.	REVISION RECORD	DATE	APPROVED
A	ECN 9696	11/29/18	RB

NOTES: UNLESS OTHERWISE SPECIFIED

- MATERIAL: ALUMINUM 6061-T6**
- FINISH: CHEM FILM PER MIL-DTL-5541F TYPE I CLASS 3 (YELLOW IRIDITE)**
- CONNECTORS:**
J1, J2: N FEMALE
J3, J4: SMA FEMALE



NEXT ASSY APPLICATION		USED ON THIRD ANGLE PROJECTION		UNLESS OTHERWISE SPECIFIED INTERPRET DRAWING IN ACCORDANCE WITH MIL-STD-100 DIMENSIONS FOR ASME Y14.5M-2009 PARENTHESES FOR REF ONLY DIMENSIONS ARE IN INCHES DIMENSIONAL LIMITS APPLY BEFORE PROCESSES TOLERANCES: ANGLES ± 2° 3 PL ± .005 [13] 2 PL ± .015 [38] REMOVE ALL BURRS AND SHARP EDGES R.01 MAX CONCENTRICITY MACHINED DIA. .002 FIM MACHINE TOOL MISMATCH .003 MAX		DWG NO 10031-500	REV A
				TITLE OUTLINE		SCALE 1:1	SHEET 1 OF 1

Restriction on use, duplication, or disclosure of proprietary information. This document contains proprietary information which is the sole property of Werlatone, Inc.
Werlatone, Inc. 17 Jon Barrett Road Patterson, NY 12563 T:(845)278-2220 F:(845)278-3440 sales@werlatone.com www.werlatone.com