
PRODUCT DATA SHEET
C3110

4-Port Dual Directional Coupler employs two, 3-Port Uni-Directional Couplers, internally connected, in tandem, providing measurement of both forward and reverse power. Ideal for simultaneously monitoring a system's forward and reverse power and for reflectometer measurements. Unlike the Bi-Directional Coupler, the directivity of the Dual Directional Coupler is unaffected by the loads on the coupled ports.

Features:

High Power Wide Bandwidths Small Size Flat Coupling Custom Designs Available

Electrical Specifications:

Frequency: 20 - 500 MHz
Power: 100 W CW
Coupling: 40 ± 1.0 dB Max.
Insertion Loss: 0.35 dB Max.
Flatness: ± 0.25 dB Max.
VSWR (ML): 1.30:1 Max.
Directivity: 20 dB Min.

Mechanical Specifications:

Type: Connectorized
Material: Aluminum 6061-T6
Surface Finish: Chem. Film Per MIL-DTL-5541F
Type I Class 3 (Yellow Iridite)
RoHS Compliant Available
Operating Temperature: -55°C to +75°C
Storage Temperature: -60°C to +85°C
Humidity: 95% Non-Condensing
Size: 5.0 x 2.0 x 1.51"

Port Configurations:


Model	Input (J1)	Output (J2)	Fwd (J3)	Rev (J4)
C3110-10	N Female	N Female	N Female	N Female
C3110-12	N Female	N Female	SMA	SMA
C3110-13	N Female	N Female	BNC	BNC
C3110-102	SMA	SMA	SMA	SMA
C3110-200	BNC	BNC	BNC	BNC
C3110-712	N Male	N Male	SMA	SMA
C3110-714	N Male	N Female	N Female	N Female

Werlatone® Broadband Dual, Uni, and Bi Directional RF Couplers are designed to tolerate the most stringent operating conditions associated with military and EMC testing environments. Many of our RF Directional Couplers, designated Mismatch Tolerant®, will operate continuously, at rated power, into a severe load mismatch condition.



WERLATONE

Model C3110

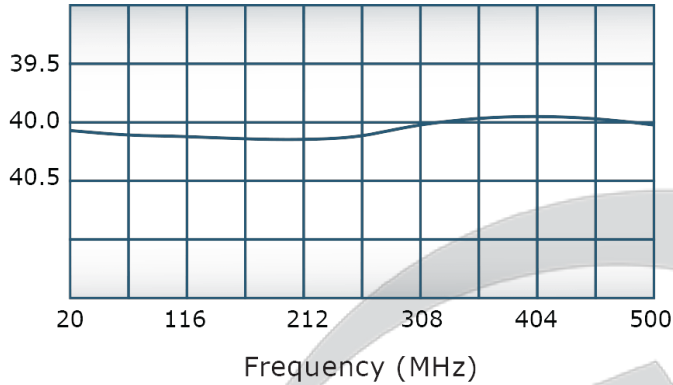


PRODUCT DATA SHEET

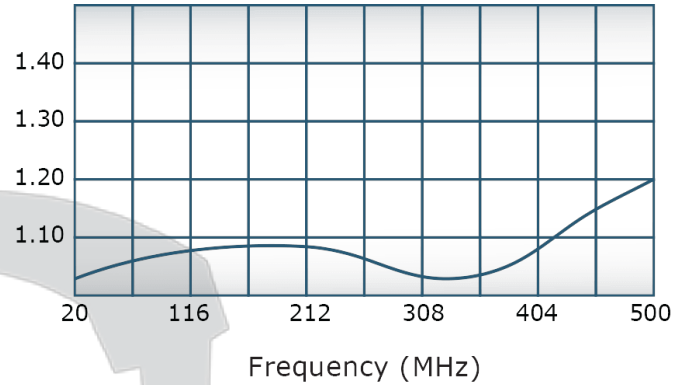
C3110

Performance Data (Specifications subject to change without notice):

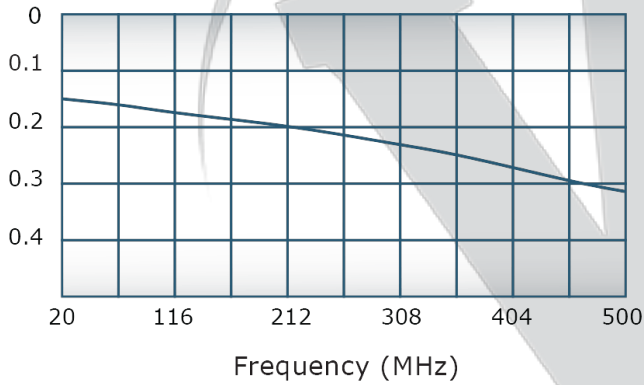
Coupling:



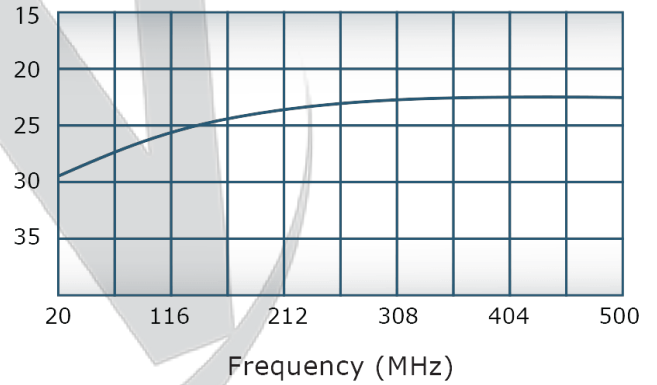
VSWR:



Insertion Loss:



Directivity:




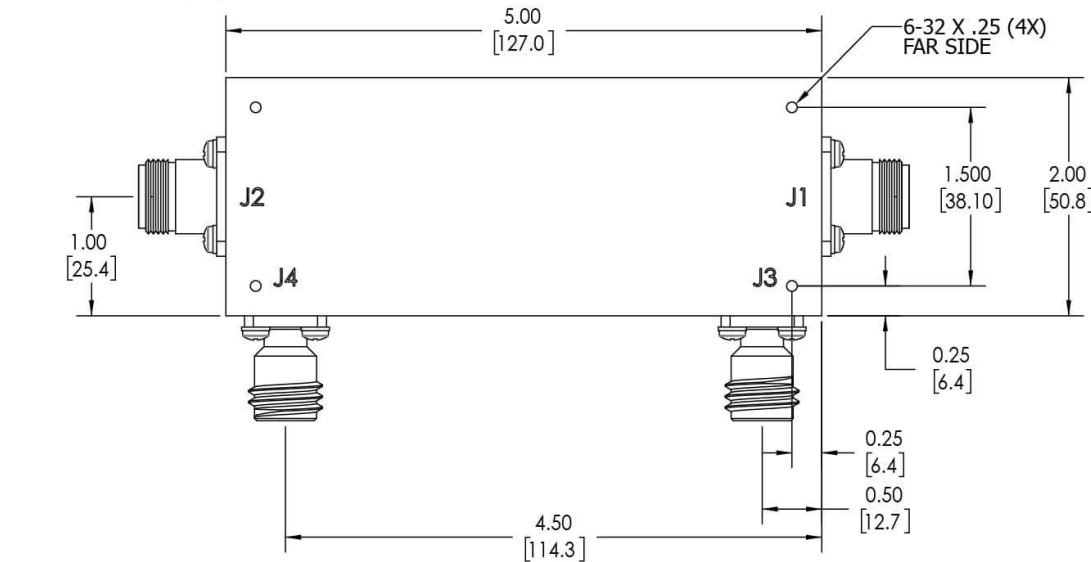
Restriction on use, duplication, or disclosure of proprietary information. This document contains proprietary information which is the sole property of Werlatone, Inc.

Werlatone, Inc. 17 Jon Barrett Road Patterson, NY 12563 T:(845)278-2220 F:(845)278-3440 sales@werlatone.com www.werlatone.com

RESTRICTION ON USE, DUPLICATION OR DISCLOSURE OF PROPRIETARY INFORMATION
This document contains proprietary information which is the sole property of Werlatone, Inc.

REVISION HISTORY			
REV.	REVISION RECORD	DATE	APPROVED
C	ECN 3567	10/5/2004	JE
D	ECN 4139	1/15/2007	JE
E	ECN 9696	5/15/2019	RB

- NOTES: UNLESS OTHERWISE SPECIFIED**
- MATERIAL: ALUMINUM 6061-T6**
 - FINISH: CHEM FILM PER MIL-DTL-5541F TYPE I CLASS 3 (YELLOW IRIDITE)**
 - CONNECTORS:**
J1-J4: N FEMALE
J1-INPUT; J2-OUTPUT
J3-FWD; J4-REV



UNLESS OTHERWISE SPECIFIED		SD	DATE	5/14/2019
INTERPRET DRAWING IN ACCORDANCE WITH MIL-STD-100		CHK	DATE	5/14/2019
DIMENSIONS FOR ASME Y14.5M-2009		CS	DATE	5/14/2019
PARENTHESES FOR REF ONLY		ENGR	DATE	5/14/2019
DIMENSIONS ARE IN INCHES		INFR	DATE	5/14/2019
DIMENSIONAL LIMITS APPLY BEFORE PROCESSES		QA	DATE	5/14/2019
TOLERANCES:		RLSE	DATE	5/14/2019
ANGLES ± 2°				
3 PL ± .005 [13]				
2 PL ± .015 [38]				
REMOVE ALL BURRS AND SHARP EDGES R.01 MAX				
CONCENTRICITY MACHINED DIA. .002 FIM				
MACHINE TOOL MISMATCH .003 MAX				
THIRD ANGLE PROJECTION				
NEXT ASSY				
USED ON				
APPLICATION				
TITLE				
SIZE				
CAGE CODE				
DWG NO				
REV				
SCALE				
SHEET 1 OF 1				

Restriction on use, duplication, or disclosure of proprietary information. This document contains proprietary information which is the sole property of Werlatone, Inc.
Werlatone, Inc. 17 Jon Barrett Road Patterson, NY 12563 T:(845)278-2220 F:(845)278-3440 sales@werlatone.com www.werlatone.com