

PRODUCT DATA SHEET

C5027

4-Port Dual Directional Coupler employs two, 3-Port Uni-Directional Couplers, internally connected, in tandem, providing measurement of both forward and reverse power. Ideal for simultaneously monitoring a system's forward and reverse power and for reflectometer measurements. Unlike the Bi-Directional Coupler, the directivity of the Dual Directional Coupler is unaffected by the loads on the coupled ports.

Features:

High Power Wide Bandwidths Small Size Flat Coupling Custom Designs Available

Electrical Specifications:

Frequency: 80 - 1000 MHz
 Power: 2000 W CW
 Coupling: 60 ± 1.0 dB Max.
 Insertion Loss: 0.1 dB Max.
 Flatness: ± 0.5 dB Max.
 VSWR (ML): 1.30:1 Max.
 Directivity: 20 dB Min.

Mechanical Specifications:

Type: Connectorized
 Material: Aluminum 6061-T6
 Surface Finish: Chem. Film Per MIL-DTL-5541F
 Type I Class 3 (Yellow Iridite)
 RoHS Compliant Available
 Operating Temperature: -55°C to +75°C
 Storage Temperature: -60°C to +85°C
 Humidity: 95% Non-Condensing
 Size: 3.0 X 3.0 X 1.59"

Connector Configurations:

Model	Input (J1)	Output (J2)	Fwd (J3)	Rev (J4)
C5027-20	7/16 Female	7/16 Female	N Female	N Female
C5027-22	7/16 Female	7/16 Female	SMA	SMA
C5027-23	7/16 Female	7/16 Female	BNC	BNC
C5027-71	7/8" EIA	7/8" EIA	N Female	N Female
C5027-726	7/16 Male	N Female	N Female	N Female
C5027-727	7/16 Male	7/16 Female	N Female	N Female
C5027-728	7/16 Male	7/16 Female	SMA	SMA

For proper operation, unit must be mounted to a suitable heatsink capable of maintaining a unit baseplate temperature of less than or equal to +60°C.

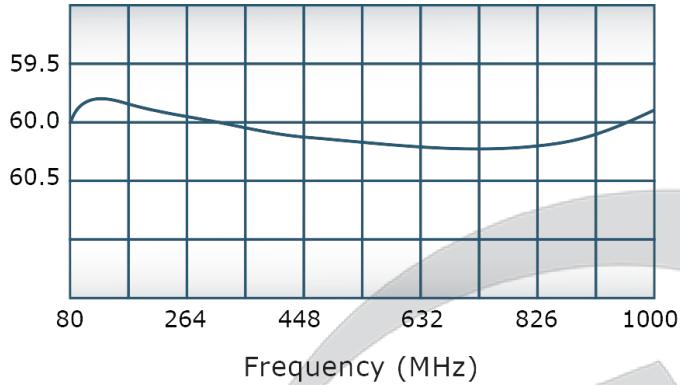


PRODUCT DATA SHEET

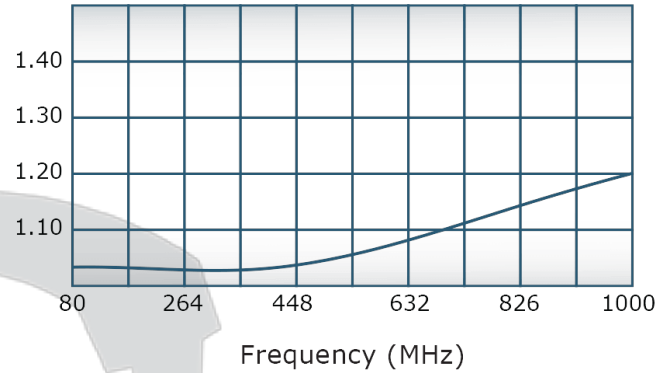
C5027

Performance Data (Specifications subject to change without notice):

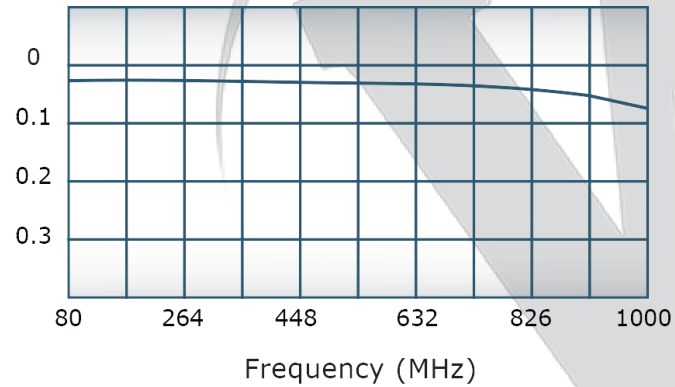
Coupling:



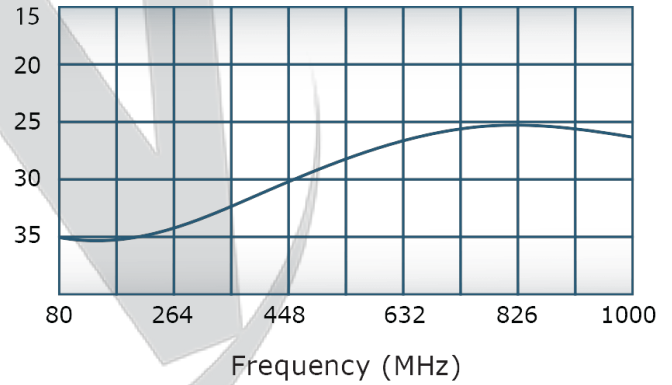
VSWR:



Insertion Loss:



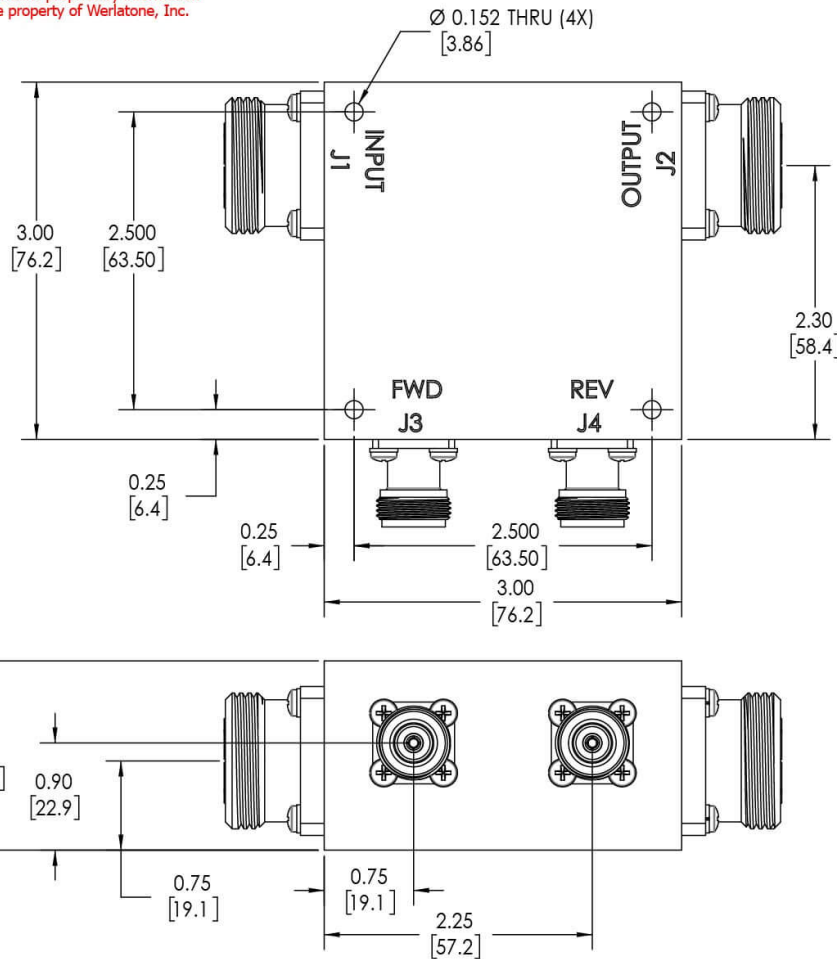
Directivity:



Restriction on use, duplication, or disclosure of proprietary information. This document contains proprietary information which is the sole property of Werlatone, Inc.

Werlatone, Inc. 17 Jon Barrett Road Patterson, NY 12563 T:(845)278-2220 F:(845)278-3440 sales@werlatone.com www.werlatone.com

RESTRICTION ON USE, DUPLICATION OR DISCLOSURE OF PROPRIETARY INFORMATION
This document contains proprietary information which is the sole property of Werlatone, Inc.



REVISION HISTORY			
REV.	REVISION RECORD	DATE	APPROVED
A	ECN 9696	5/13/2019	RB

NOTES: UNLESS OTHERWISE SPECIFIED

- MATERIAL: ALUMINUM 6061-T6**
- FINISH: CHEM FILM PER MIL-DTL-5541F CLASS I TYPE 3 (YELLOW IRIDITE)**
- CONNECTORS:**
J1, J2: 7/16 FEMALE
J3, J4: N FEMALE

UNLESS OTHERWISE SPECIFIED		DATE	5/13/2019	17 Jon Barrett Rd Patterson, NY 12563
INTERPRET DRAWING IN ACCORDANCE WITH MIL-STD-100	SD	DATE	5/13/2019	
DIMENSIONS FOR ASSEMBLY PER MIL-STD-100	CHK	DATE	5/13/2019	
PARENTHESES ARE USED FOR REFERENCE ONLY	CS	DATE	5/13/2019	
DIMENSIONS ARE IN INCHES	ENGR	DATE		
DIMENSIONAL LIMITS APPLY BEFORE PROCESSES	INFR	DATE		
TOLERANCES:	QA	DATE		
ANGLES ± 2°	RLSE	DATE		
3 PL ± .005 [13]				
2 PL ± .015 [38]				
REMOVE ALL BURRS AND SHARP EDGES R.01 MAX				
CONCENTRICITY MACHINED DIA. .002 FIM				
MACHINE TOOL MISMATCH .003 MAX				
THIRD ANGLE PROJECTION		SCALE	1:1	SHEET 1 OF 1
APPLICATION		SIZE	B	
NEXT ASSY		CAGE CODE	10443-501	
USED ON		DWG NO		
		REV	A	

Restriction on use, duplication, or disclosure of proprietary information. This document contains proprietary information which is the sole property of Werlatone, Inc.
Werlatone, Inc. 17 Jon Barrett Road Patterson, NY 12563 T:(845)278-2220 F:(845)278-3440 sales@werlatone.com www.werlatone.com