
PRODUCT DATA SHEET
C5283

4-Port Dual Directional Coupler employs two, 3-Port Uni-Directional Couplers, internally connected, in tandem, providing measurement of both forward and reverse power. Ideal for simultaneously monitoring a system's forward and reverse power and for reflectometer measurements. Unlike the Bi-Directional Coupler, the directivity of the Dual Directional Coupler is unaffected by the loads on the coupled ports.

Features:

High Power Wide Bandwidths Small Size Flat Coupling Custom Designs Available

Electrical Specifications:

Frequency: 2000 - 4000 MHz
Power: 300 W CW
Coupling: 30 ± 1.0 dB Max.
Insertion Loss: 0.3 dB Max.
Flatness: ± 0.5 dB Max.
VSWR (ML): 1.35:1 Max.
Directivity: 15 dB Min.


Mechanical Specifications:

Type: Connectorized
Material: Aluminum 6061-T6
Surface Finish: Chem. Film Per MIL-DTL-5541F
Type I Class 3 (Yellow Iridite)
RoHS Compliant Available
Operating Temperature: -55°C to +75°C
Storage Temperature: -60°C to +85°C
Humidity: 95% Non-Condensing
Size: 3.0 x 3.0 x 1.09"

Connector Configurations:

Model	Input (J1)	Output (J2)	Fwd (J3)	Rev (J4)
C5283-10	N Female	N Female	N Female	N Female
C5283-12	N Female	N Female	SMA	SMA
C5283-13	N Female	N Female	BNC	BNC
C5283-102	SMA	SMA	SMA	SMA
C5283-610	N Female	N Male	N Female	N Female
C5283-714	N Male	N Female	N Female	N Female

Werlatone® Broadband Dual, Uni, and Bi Directional RF Couplers are designed to tolerate the most stringent operating conditions associated with military and EMC testing environments. Many of our RF Directional Couplers, designated Mismatch Tolerant®, will operate continuously, at rated power, into a severe load mismatch condition. Our multi-octave Directional Couplers maintain exceptional coupling flatness, directivity, VSWR, and insertion loss.

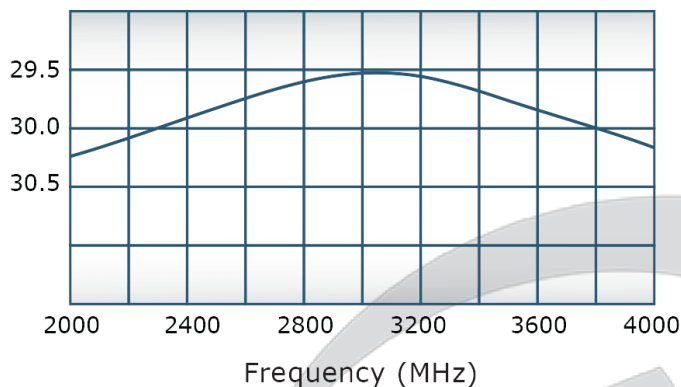


PRODUCT DATA SHEET

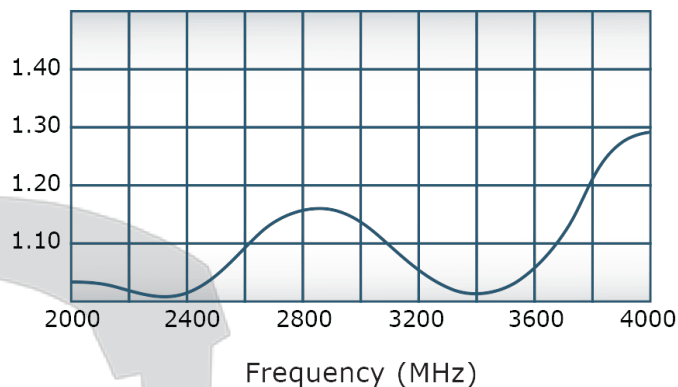
C5283

Performance Data (Specifications subject to change without notice):

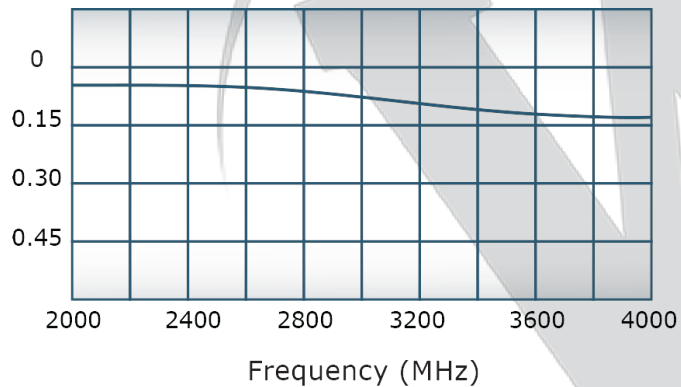
Coupling:



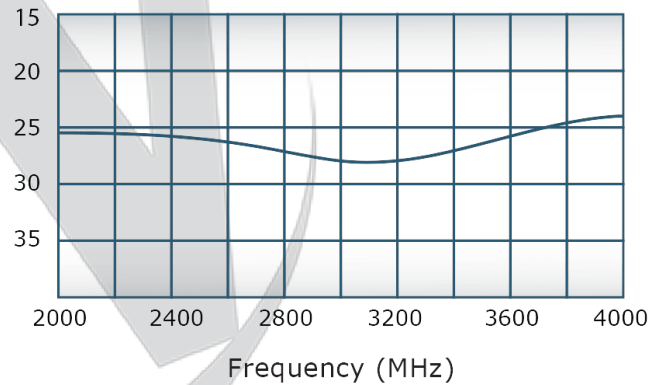
VSWR:



Insertion Loss:



Directivity:



Restriction on use, duplication, or disclosure of proprietary information. This document contains proprietary information which is the sole property of Werlatone, Inc.

Werlatone, Inc. 17 Jon Barrett Road Patterson, NY 12563 T:(845)278-2220 F:(845)278-3440 sales@werlatone.com www.werlatone.com

RESTRICTION ON USE, DUPLICATION OR DISCLOSURE OF PROPRIETARY INFORMATION
This document contains proprietary information which is the sole property of Werlatone, Inc.



REVISION HISTORY			
REV.	REVISION RECORD	DATE	APPROVED
A	ECN 9696	11/27/18	RB

NOTES: UNLESS OTHERWISE SPECIFIED

- MATERIAL: ALUMINUM 6061-T6**
- FINISH: CHEM FILM PER MIL-DTL_5541F TYPE I CLASS 3 (YELLOW IRIDITE)**

		UNLESS OTHERWISE SPECIFIED		DWGN	DATE	17 Jon Barrett Rd	
		• INTERPRET DRAWING JAW MIL-STD-100		RH	7/5/2001	Patterson, NY 12563	
		• DIMENSIONING PER ASME Y14.5M-2009		CHK	DATE	WERLATONE SINCE 1965	
		• PARENTHESES FOR REF ONLY					
		• DIMENSIONS ARE IN INCHES		ENGR	DATE	TITLE	
		• DIMENSIONAL LIMITS APPLY BEFORE PROCESSES		MJ	7/5/2001		
		• TOLERANCES:		MPGR	DATE	OUTLINE	
		ANGLES ± 2°					
		3 PL ± .005 [1.3]		QA	DATE	B	
		2 PL ± .015 [3.8]					
		• REMOVE ALL BURRS AND SHARP EDGES R.01 MAX				CAGE CODE	
		• CONCENTRICITY MACHINED DIA: .002 FIM					
		• MACHINE TOOL MISMATCH .003 MAX				DWG NO	
NEXT ASSY		USED ON		RLSE	DATE	10379-505	
APPLICATION		THIRD ANGLE PROJECTION		SCALE		1:1	
						SHEET 1 OF 1	

Restriction on use, duplication, or disclosure of proprietary information. This document contains proprietary information which is the sole property of Werlatone, Inc.
Werlatone, Inc. 17 Jon Barrett Road Patterson, NY 12563 T:(845)278-2220 F:(845)278-3440 sales@werlatone.com www.werlatone.com