


PRODUCT DATA SHEET
C5954

4-Port Dual Directional Coupler employs two, 3-Port Uni-Directional Couplers, internally connected, in tandem, providing measurement of both forward and reverse power. Ideal for simultaneously monitoring a system's forward and reverse power and for reflectometer measurements. Unlike the Bi-Directional Coupler, the directivity of the Dual Directional Coupler is unaffected by the loads on the coupled ports.

Features:

High Power Wide Bandwidths Small Size Flat Coupling Custom Designs Available

Electrical Specifications:

Frequency: 10 - 200 MHz
Power: 10,000 W CW
Coupling: 60 ± 1.0 dB Max.
Insertion Loss: 0.1 dB Max.
Flatness: ± 0.5 dB Max.
VSWR (ML): 1.10:1 Max.
Directivity: 25 dB Min.

Mechanical Specifications:

Type: Connectorized
Material: Aluminum 6061-T6
Surface Finish: Chem. Film Per MIL-DTL-5541F
Type I Class 3 (Yellow Iridite)
RoHS Compliant Available
Operating Temperature: -55°C to +75°C
Storage Temperature: -60°C to +85°C
Humidity: 95% Non-Condensing
Size: 6.0 x 3.0 x 2.24"

Connector Configurations:

Model	Input (J1)	Output (J2)	Fwd (J3)	Rev (J4)
C5954-20	7/16 Female	7/16 Female	N Female	N Female
C5954-23	7/16 Female	7/16 Female	BNC	BNC
C5954-30	LC Female	LC Female	N Female	N Female
C5954-32	LC Female	LC Female	SMA	SMA
C5954-33	LC Female	LC Female	BNC	BNC
C5954-61*	HN Female	HN Female	N Female	N Female
C5954-63*	HN Female	HN Female	SMA	SMA
C5954-64*	HN Female	HN Female	BNC	BNC
C5954-501	SQS Female	SQS Female	N Female	N Female
C5954-503	SQS Female	SQS Female	BNC	BNC
C5954-QC-0	QC Block	QC Block	N Female	N Female

*Starred options are 6.0 x 3.0 x 2.25"



WERLATONE

Model C5954

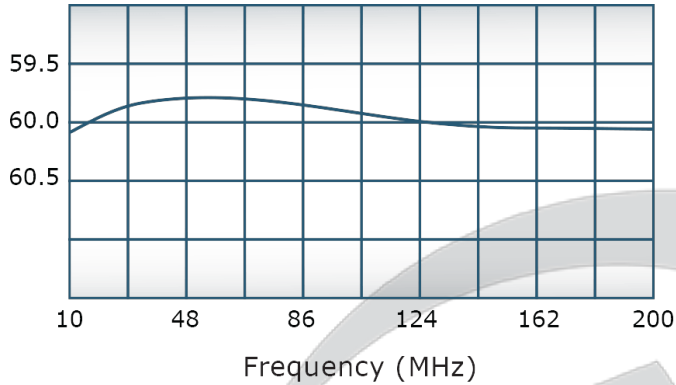


PRODUCT DATA SHEET

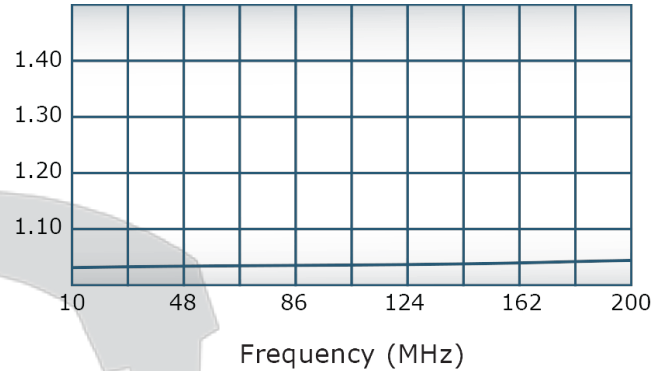
C5954

Performance Data (Specifications subject to change without notice):

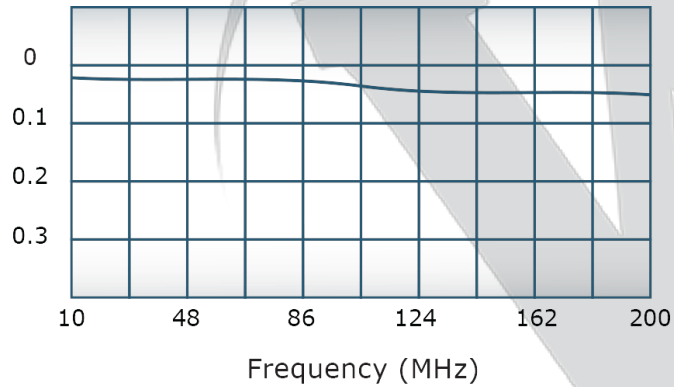
Coupling:



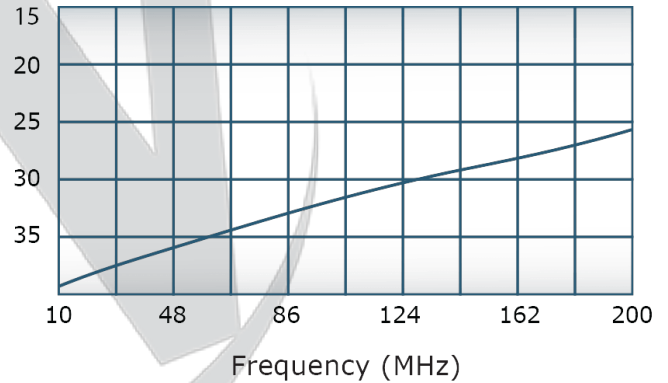
VSWR:



Insertion Loss:



Directivity:

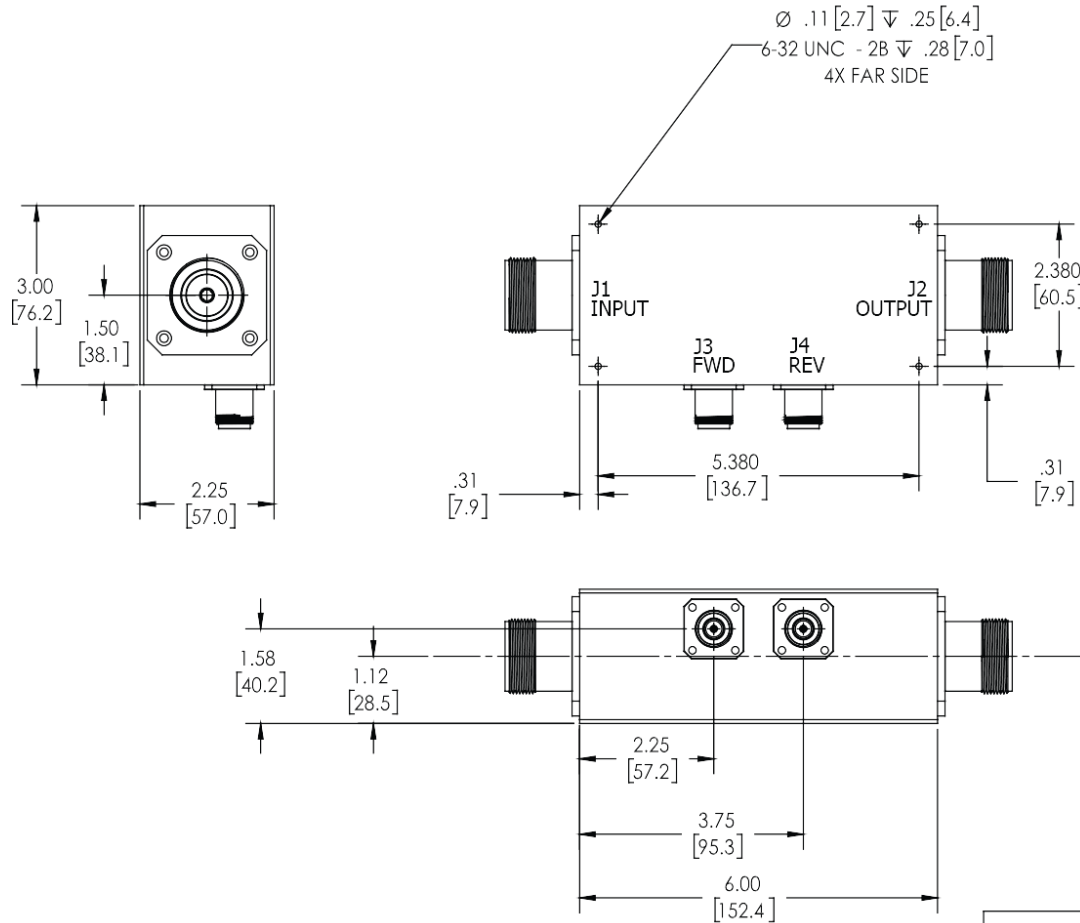


Restriction on use, duplication, or disclosure of proprietary information. This document contains proprietary information which is the sole property of Werlatone, Inc.

Werlatone, Inc. 17 Jon Barrett Road Patterson, NY 12563 T:(845)278-2220 F:(845)278-3440 sales@werlatone.com www.werlatone.com

RESTRICTION ON USE, DUPLICATION OR DISCLOSURE OF PROPRIETARY INFORMATION
 This document contains proprietary information which is the sole property of Werlatone, Inc.

REVISION HISTORY			
REV.	REVISION RECORD	DATE	APPROVED
-	INITIAL RELEASE	10/29/2018	CS



		UNLESS OTHERWISE SPECIFIED		OWN	DATE	17 Jon Barrett Rd Patterson, NY 12563			
		• INTERPRET DRAWING JAW MIL-STD-100		PLP	10/25/2018	WERLATON SINCE 1965			
		• DIMENSIONING PER ASME Y14.5M-2009		CHK	DATE				
		• DIMENSIONAL UNITS: INCHES (mm)		CS	10/29/2018	TITLE			
		• DIMENSIONAL UNITS APPLY BEFORE PROCESSES		ENGR	DATE	SIZE			
		• TOLERANCES:		INFR	DATE	CAGE CODE			
		ANGLES: ± 2°		QA	DATE	DWG NO			
		2 PL ± .005 (1.3)		RLSE	DATE	REV -			
		2 PL ± .015 (4)		B 28812 10396-500					
		• REMOVE ALL BURRS AND SHARP EDGES R.03 MAX		SCALE 1:2					
		• CONCENTRICITY MACHINED DIA: .002 FIM		SHEET 1 OF 1					
		• MACHINE TOOL REPAIR: .003 MAX							
		THIRD ANGLE PROJECTION							
NEXT APPLICATION		USED ON							
APPLICATION		THIRD ANGLE PROJECTION							

Restriction on use, duplication, or disclosure of proprietary information. This document contains proprietary information which is the sole property of Werlatone, Inc.
 Werlatone, Inc. 17 Jon Barrett Road Patterson, NY 12563 T:(845)278-2220 F:(845)278-3440 sales@werlatone.com www.werlatone.com