

PRODUCT DATA SHEET

C6200

4-Port Dual Directional Coupler employs two, 3-Port Uni-Directional Couplers, internally connected, in tandem, providing measurement of both forward and reverse power. Ideal for simultaneously monitoring a system's forward and reverse power and for reflectometer measurements. Unlike the Bi-Directional Coupler, the directivity of the Dual Directional Coupler is unaffected by the loads on the coupled ports.

Features:

High Power Wide Bandwidths Small Size Flat Coupling Custom Designs Available

Electrical Specifications:

Frequency: 100 - 1000 MHz
Power: 1000 W CW
Coupling: 40 ± 1.0 dB Max.
Insertion Loss: 0.2 dB Max.
Flatness: ± 0.5 dB Max.
VSWR (ML): 1.20:1 Max.
Directivity: 20 dB Min.


Mechanical Specifications:

Type: Connectorized
Material: Aluminum 6061-T6
Surface Finish: Chem. Film Per MIL-DTL-5541F
Type I Class 3 (Yellow Iridite)
RoHS Compliant Available
Operating Temperature: -55°C to +75°C
Storage Temperature: -60°C to +85°C
Humidity: 95% Non-Condensing
Size: 6.0 x 3.0 x 1.09"

Connector Configurations:

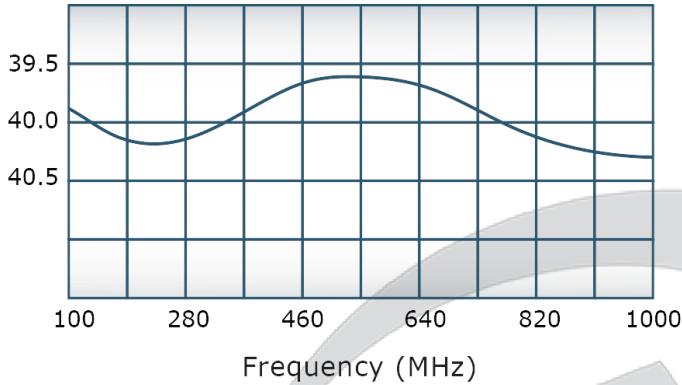
Model	Input (J1)	Output (J2)	Fwd (J3)	Rev (J4)
C6200-10	N Female	N Female	N Female	N Female
C6200-12	N Female	N Female	SMA	SMA
C6200-13	N Female	N Female	BNC	BNC
C6200-41	SC Female	SC Female	SMA	SMA
C6200-43	SC Female	SC Female	SMA	SMA

Werlatone® Broadband Dual, Uni, and Bi Directional RF Couplers are designed to tolerate the most stringent operating conditions associated with military and EMC testing environments. Many of our RF Directional Couplers, designated Mismatch Tolerant®, will operate continuously, at rated power, into a severe load mismatch condition. Our multi-octave Directional Couplers maintain exceptional coupling flatness, directivity, VSWR, and insertion loss.

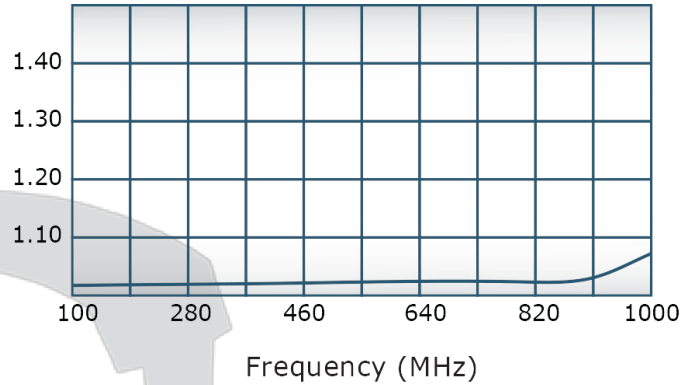


Performance Data (Specifications subject to change without notice):

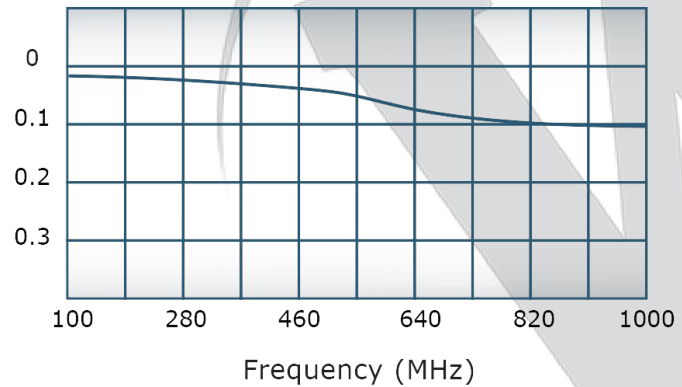
Coupling:



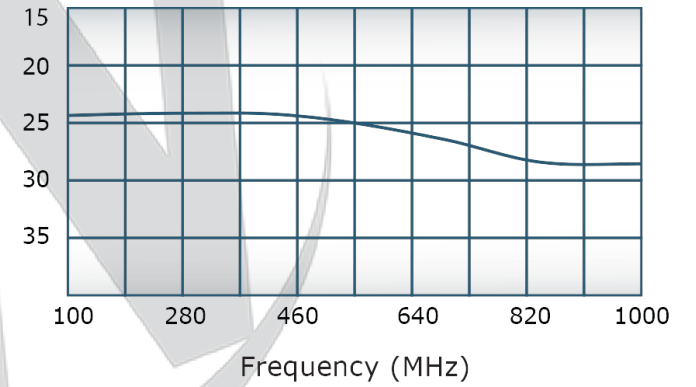
VSWR:



Insertion Loss:

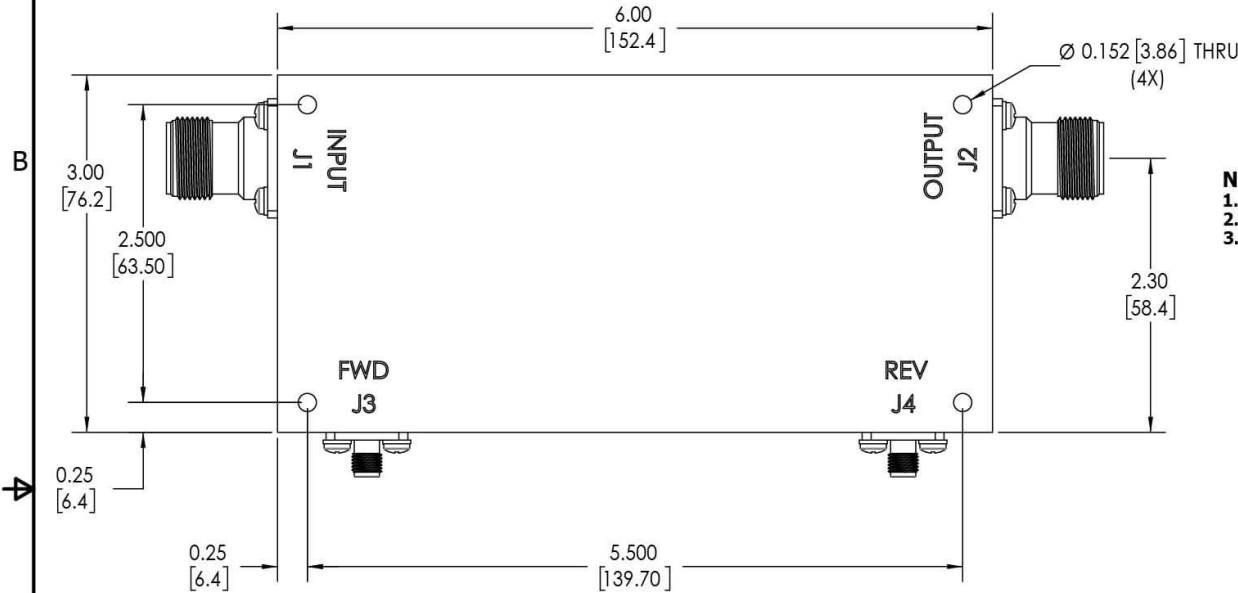


Directivity:




RESTRICTION ON USE, DUPLICATION OR DISCLOSURE OF PROPRIETARY INFORMATION
 This document contains proprietary information which is the sole property of Werlatone, Inc.

REVISION HISTORY			
REV.	REVISION RECORD	DATE	APPROVED
A	ECN 9696	6/12/2019	RB



NOTES: UNLESS OTHERWISE SPECIFIED

- MATERIAL: ALUMINUM 6061-T6**
- FINISH: CHEM FILM PER MIL-DTL-5541F TYPE I CLASS 3 (YELLOW IRIDITE)**
- CONNECTORS:**
 J1-J2: SC FEMALE
 J3-J4: SMA FEMALE



		UNLESS OTHERWISE SPECIFIED		OWN	DATE	WERLATONE SINCE 1965 17 Jon Barrett Rd Patterson, NY 12563
INTERPRET	DRAWING	JAW	MIL-STD-100	SD	6/12/2019	
				CHK	DATE	
				CS	6/12/2019	
				ENGR	DATE	
				INFR	DATE	
				QA	DATE	
				RLSE	DATE	
NEXT ASSY		USED ON		APPLICATION		TITLE OUTLINE
				THIRD ANGLE PROJECTION		SIZE CAGE CODE DWG NO B 10499-501
						SCALE 1:1
						REV A
						SHEET 1 OF 1

Restriction on use, duplication, or disclosure of proprietary information. This document contains proprietary information which is the sole property of Werlatone, Inc.
 Werlatone, Inc. 17 Jon Barrett Road Patterson, NY 12563 T:(845)278-2220 F:(845)278-3440 sales@werlatone.com www.werlatone.com