

PRODUCT DATA SHEET

C6559

4-Port Dual Directional Coupler employs two, 3-Port Uni-Directional Couplers, internally connected, in tandem, providing measurement of both forward and reverse power. Ideal for simultaneously monitoring a system's forward and reverse power and for reflectometer measurements. Unlike the Bi-Directional Coupler, the directivity of the Dual Directional Coupler is unaffected by the loads on the coupled ports.

Features:

High Power Wide Bandwidths Small Size Flat Coupling Custom Designs Available

Electrical Specifications:

Frequency: 500 - 3000 MHz
 Power: 1000 W CW
 Coupling: 40 ± 1.0 dB Max.
 Insertion Loss: 0.25 dB Max.
 Flatness: ± 0.75 dB Max.
 VSWR (ML): 1.30:1 Max.
 Directivity: 15 dB Min.

Mechanical Specifications:

Type: Connectorized
 Material: Aluminum 6061-T6
 Surface Finish: Chem. Film Per MIL-DTL-5541F
 Type I Class 3 (Yellow Iridite)
 RoHS Compliant Available
 Operating Temperature: -55°C to +75°C
 Storage Temperature: -60°C to +85°C
 Humidity: 95% Non-Condensing
 Size: 3.0 x 3.0 x 1.09"


Connector Configurations:

Model	Input (J1)	Output (J2)	Fwd (J3)	Rev (J4)
C6559-10	N Female	N Female	N Female	N Female
C6559-12	N Female	N Female	SMA	SMA
C6559-13	N Female	N Female	BNC	BNC
C6559-20*	7/16 Female	7/16 Female	N Female	N Female
C6559-22*	7/16 Female	7/16 Female	SMA	SMA
C6559-23*	7/16 Female	7/16 Female	BNC	BNC
C6559-43	SC Female	SC Female	SMA	SMA
C8722-302	TNC Female	TNC Female	SMA	SMA
C6559-712	N Male	N Female	SMA	SMA
C6559-714	N Male	N Female	N Female	N Female
C6559-728	7/16 Male	7/16 Female	SMA	SMA

(7/16 Mainline connector option increases size to 3.0 x 3.0 x 1.59")

Restriction on use, duplication, or disclosure of proprietary information. This document contains proprietary information which is the sole property of Werlatone, Inc.

Werlatone, Inc. 17 Jon Barrett Road Patterson, NY 12563 T:(845)278-2220 F:(845)278-3440 sales@werlatone.com www.werlatone.com

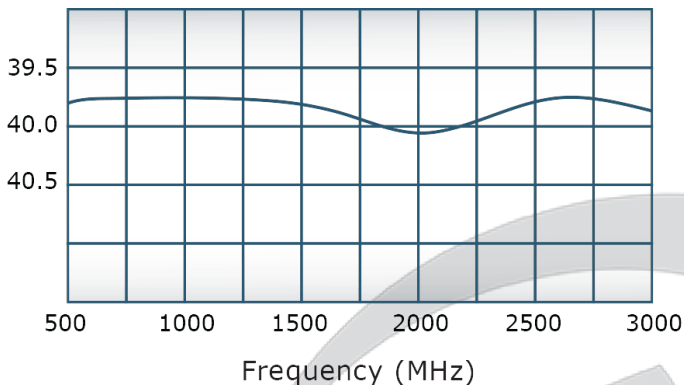


PRODUCT DATA SHEET

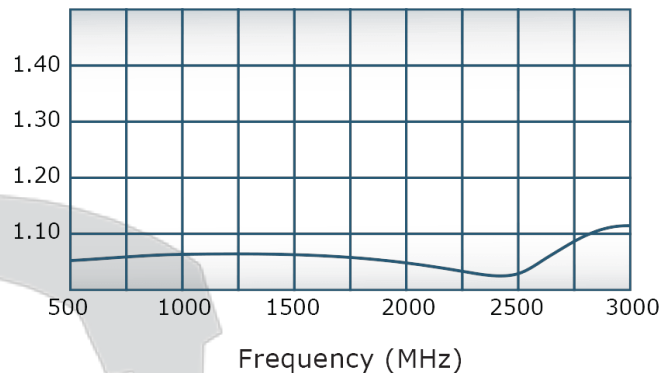
C6559

Performance Data (Specifications subject to change without notice):

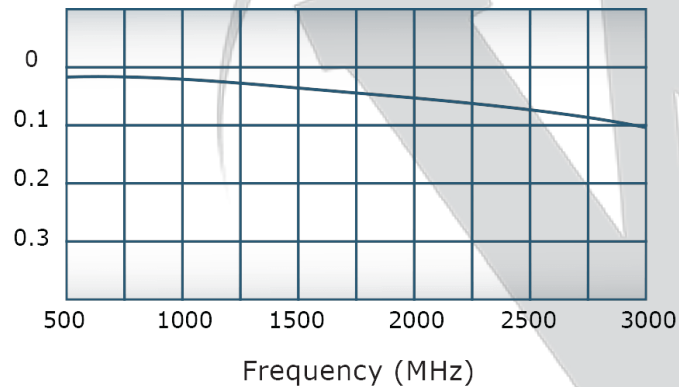
Coupling:



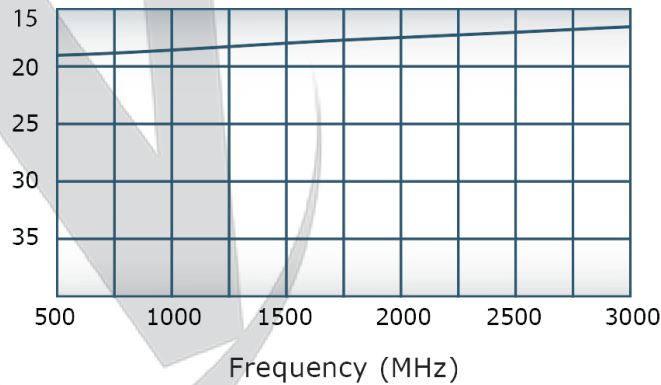
VSWR:



Insertion Loss:



Directivity:



Restriction on use, duplication, or disclosure of proprietary information. This document contains proprietary information which is the sole property of Werlatone, Inc.

Werlatone, Inc. 17 Jon Barrett Road Patterson, NY 12563 T:(845)278-2220 F:(845)278-3440 sales@werlatone.com www.werlatone.com

A

3