



PRODUCT DATA SHEET

C7118

3-Port Uni-Directional Coupler: Consists of a main line and a coupled line. One end of the coupled line is internally terminated, while the other end serves as a coupled port. Ideal for sampling and monitoring power in one direction at a given time. It is necessary to physically reverse the orientation of the unit to change from a forward to a reverse power measurement.

Features:

High Power Wide Bandwidths Small Size Flat Coupling Custom Designs Available

Electrical Specifications:

Frequency: 30 - 90 MHz
 Power: 400 W CW
 Coupling: 6 ± 1.0 dB Max.
 Insertion Loss: 0.2 dB Max.
 Flatness: ± 0.5 dB Max.
 VSWR (ML): 1.30:1 Max.
 Directivity: 20 dB Min.

Mechanical Specifications:

Type: Connectorized
 Material: Aluminum 6061-T6
 Surface Finish: Chem. Film Per MIL-DTL-5541F
 Type I Class 3 (Yellow Iridite)
 RoHS Compliant Available
 Operating Temperature: -55°C to +75°C
 Storage Temperature: -60°C to +85°C
 Humidity: 95% Non-Condensing
 Size: 4.0 x 4.0 x 2.25"

Port Configurations:

Model	Input (J1)	Output (J2)	Fwd (J3)
C7118-10	N Female	N Female	N Female
C7118-12	N Female	N Female	SMA
C7118-102	SMA	SMA	SMA

Werlatone® Broadband Dual, Uni, and Bi Directional RF Couplers are designed to tolerate the most stringent operating conditions associated with military and EMC testing environments. Many of our RF Directional Couplers, designated Mismatch Tolerant®, will operate continuously, at rated power, into a severe load mismatch condition. Our multi-octave Directional Couplers maintain exceptional coupling flatness, directivity, VSWR, and insertion loss.

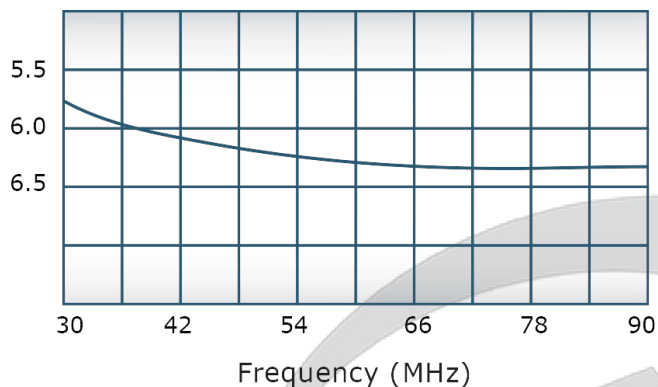


PRODUCT DATA SHEET

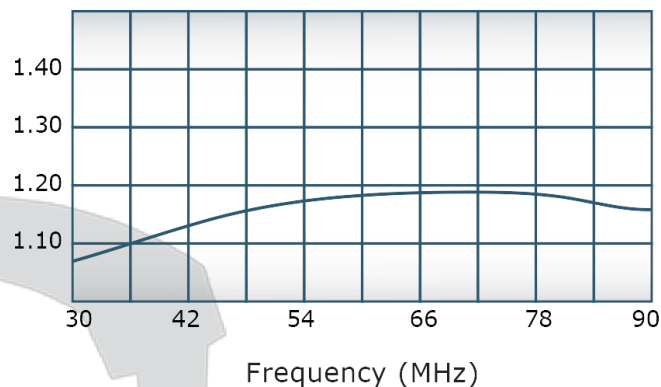
C7118

Performance Data (Specifications subject to change without notice):

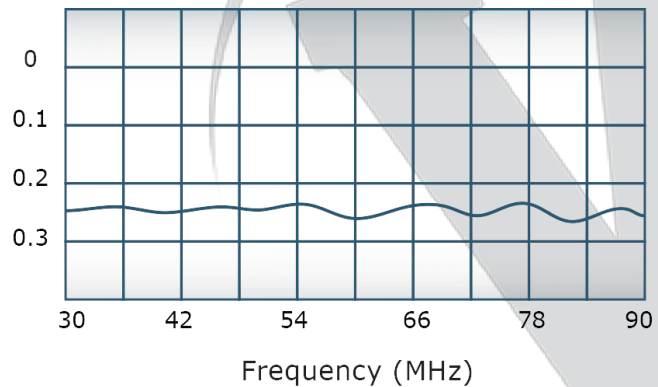
Coupling:



VSWR:



Insertion Loss:



Directivity:

