



PRODUCT DATA SHEET

C7353

4-Port Dual Directional Coupler employs two, 3-Port Uni-Directional Couplers, internally connected, in tandem, providing measurement of both forward and reverse power. Ideal for simultaneously monitoring a system's forward and reverse power and for reflectometer measurements. Unlike the Bi-Directional Coupler, the directivity of the Dual Directional Coupler is unaffected by the loads on the coupled ports.

Features:

High Power Wide Bandwidths Small Size Flat Coupling Custom Designs Available

Electrical Specifications:

Frequency: 1 - 500 MHz
Power: 1000 W CW
Coupling: 40 ± 1.0 dB Max.
Insertion Loss: 0.3 dB Max.
Flatness: ± 0.5 dB Max.
VSWR (ML): 1.20:1 Max.
Directivity: 20 dB Min.

Mechanical Specifications:

Type: Connectorized
Material: Aluminum 6061-T6
Surface Finish: Chem. Film Per MIL-DTL-5541F
Type I Class 3 (Yellow Iridite)
RoHS Compliant Available
Operating Temperature: -55°C to +75°C
Storage Temperature: -60°C to +85°C
Humidity: 95% Non-Condensing
Size: 6.0 x 2.2 x 2.2"

Connector Configurations:

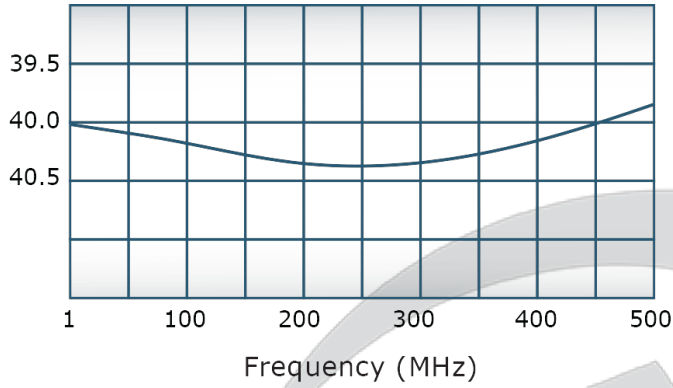
Model	Input (J1)	Output (J2)	Fwd (J3)	Rev (J4)
C7353-10	N Female	N Female	N Female	N Female
C7353-12	N Female	N Female	SMA	SMA
C7353-13	N Female	N Female	BNC	BNC
C7353-20	7/16 Female	7/16 Female	N Female	N Female
C7353-22	7/16 Female	7/16 Female	SMA	SMA
C7353-43	SC Female	SC Female	SMA	SMA
C7353-622	7/16 Female	7/16 Male	SMA	SMA
C7353-627	7/16 Female	7/16 Male	N Female	N Female

Werlatone® Broadband Dual, Uni, and Bi Directional RF Couplers are designed to tolerate the most stringent operating conditions associated with military and EMC testing environments. Many of our RF Directional Couplers, designated Mismatch Tolerant®, will operate continuously, at rated power, into a severe load mismatch condition. Our multi-octave Directional Couplers maintain exceptional coupling flatness, directivity, VSWR, and insertion loss.

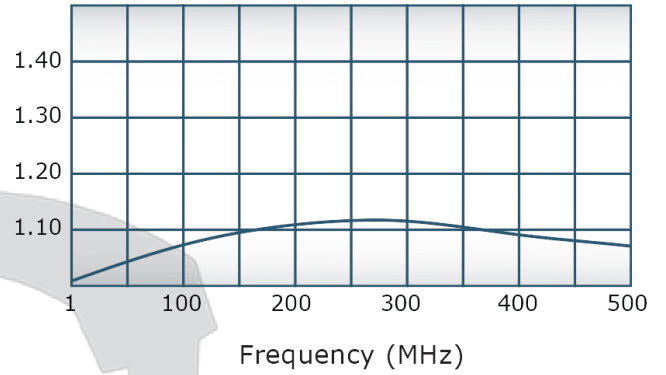


Performance Data (Specifications subject to change without notice):

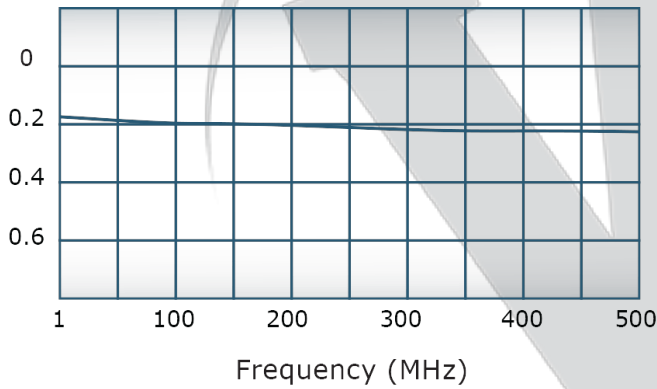
Coupling:



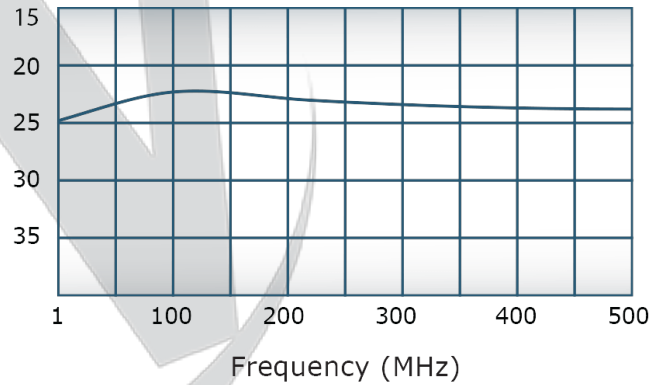
VSWR:



Insertion Loss:

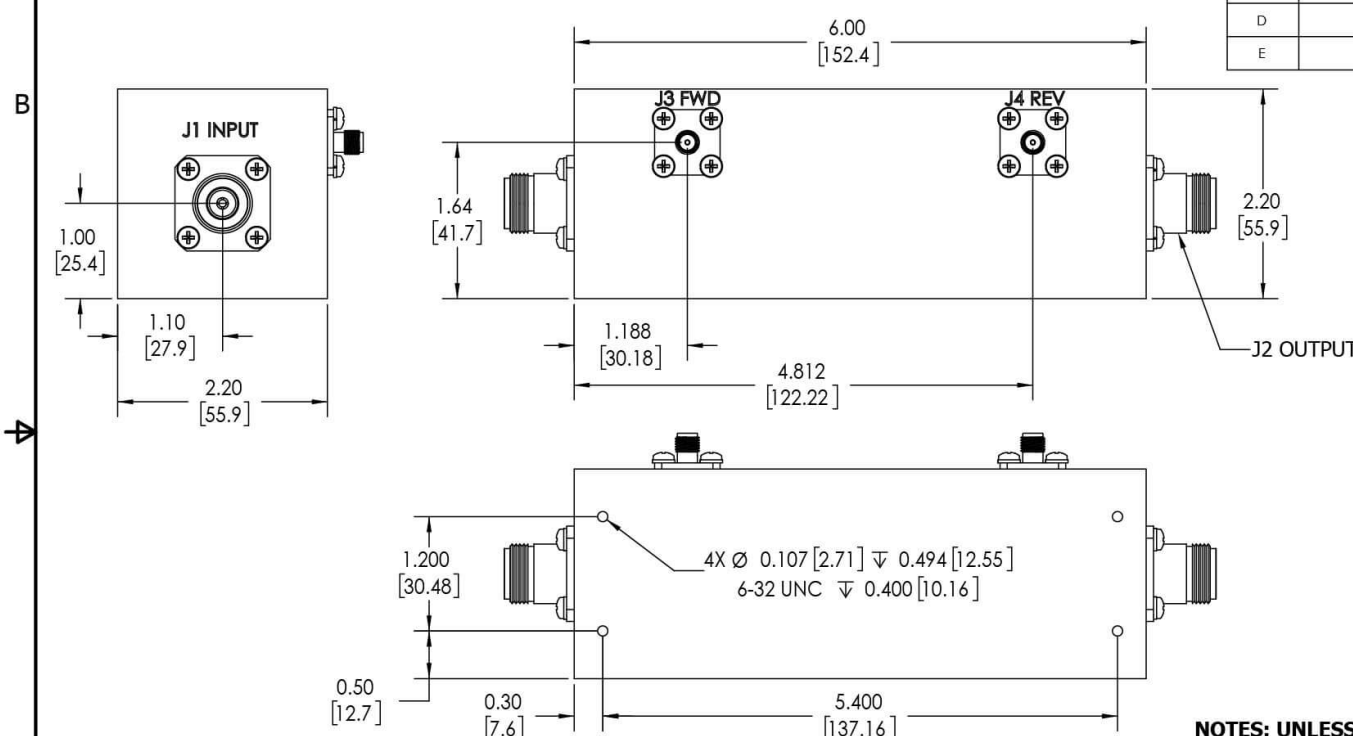


Directivity:



RESTRICTION ON USE, DUPLICATION OR DISCLOSURE OF PROPRIETARY INFORMATION
 This document contains proprietary information which is the sole property of Werlatone, Inc.

REVISION HISTORY			
REV.	REVISION RECORD	DATE	APPROVED
A	ECN 3334	6/25/03	RH
B	ECN 4036	8/18/06	MJ
C	ECN 8543	1/31/2014	SC
D	ECN 8618	4/2/2014	SC
E	ECN 9696	5/14/2019	RB



- NOTES: UNLESS OTHERWISE SPECIFIED**
- MATERIAL: ALUMINUM 6061-T6**
 - FINISH: CHEM FILM PER MIL-DTL-5541F TYPE I CLASS 3 (YELLOW IRIDITE)**
 - CONNECTORS:**
 J1-J2: N FEMALE
 J3-J4: SMA FEMALE

UNLESS OTHERWISE SPECIFIED		DWN	DATE	5/14/2019	WERLATONE SINCE 1965 17 Jon Barrett Rd Patterson, NY 12563			
INTERPRET DRAWING IAW MIL-STD-100		SD	DATE	5/14/2019				
DIMENSIONS PER ASME Y14.5M-2009		CHK	DATE	5/14/2019	TITLE OUTLINE			
PARENTHEetical INFO FOR REF ONLY		CS	DATE	5/14/2019				
DIMENSIONS ARE IN INCHES		ENGR	DATE		SIZE	CAGE CODE	DWG NO	REV
DIMENSIONAL LIMITS APPLY BEFORE PROCESSES		INFR	DATE		B		10914-500	E
TOLERANCES:		QA	DATE		SCALE			
ANGLES = 2°		RLSE	DATE		1:1.25			
3 PL ± .005 [1.3]					SHEET 1 OF 1			
2 PL ± .015 [3.8]								
REMOVE ALL BURRS AND SHARP EDGES R.01 MAX								
CONCENTRICITY MACHINED DIA: .002 FIM								
MACHINE TOOL MISMATCH .003 MAX								
NEXT ASSY	USED ON	APPLICATION		THIRD ANGLE PROJECTION				

Restriction on use, duplication, or disclosure of proprietary information. This document contains proprietary information which is the sole property of Werlatone, Inc.
 Werlatone, Inc. 17 Jon Barrett Road Patterson, NY 12563 T:(845)278-2220 F:(845)278-3440 sales@werlatone.com www.werlatone.com