



PRODUCT DATA SHEET

C7940

4-Port Bi-Directional Coupler: Similar to the 3-Port Uni-Directional Coupler, except that both ends of the coupled line serve as coupled ports. Convenient for simultaneously monitoring both forward and reverse power. The directivity of this coupler design is, however, dependent upon well matched 50 Ohm loads on the coupled ports.

Features:

High Power Wide Bandwidths Small Size Flat Coupling Custom Designs Available

Electrical Specifications:

Frequency: 450 - 2500 MHz
 Power: 100 W CW
 Coupling: 20 ± 1.0 dB Max.
 Insertion Loss: 0.3 dB Max.
 Flatness: ± 0.7 dB Max.
 VSWR (ML): 1.25:1 Max.
 Directivity: 17 dB Min.

Mechanical Specifications:

Type: Surface Mount
 Material: Aluminum 6061-T6
 Surface Finish: Chem. Film Per MIL-DTL-5541F
 Type I Class 3 (Yellow Iridite)
 RoHS Compliant Available
 Operating Temperature: -55°C to +75°C
 Storage Temperature: -60°C to +85°C
 Humidity: 95% Non-Condensing
 Size: 1.3 x 0.65 x 0.09"

Port Configurations:

Input (J1)	Output (J2)	Fwd (J3)	Rev (J4)
J1	J2	J3	J4

Werlatone® Broadband Dual, Uni, and Bi Directional RF Couplers are designed to tolerate the most stringent operating conditions associated with military and EMC testing environments. Many of our RF Directional Couplers, designated Mismatch Tolerant®, will operate continuously, at rated power, into a severe load mismatch condition. Our multi-octave Directional Couplers maintain exceptional coupling flatness, directivity, VSWR, and insertion loss.

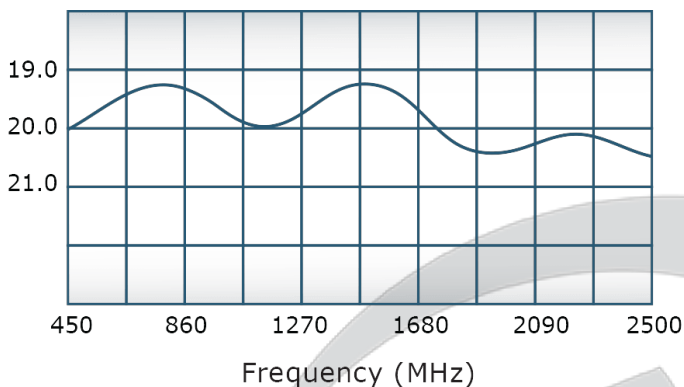


PRODUCT DATA SHEET

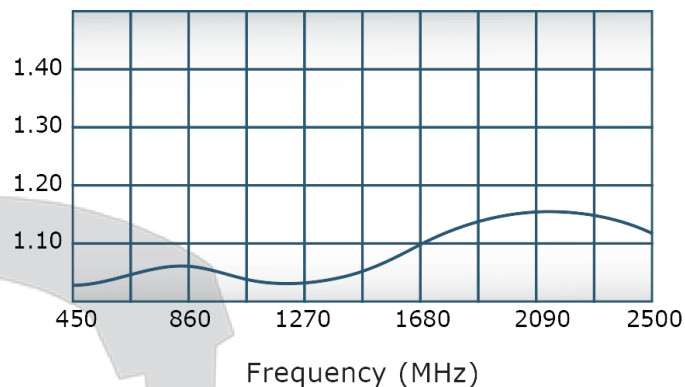
C7940

Performance Data (Specifications subject to change without notice):

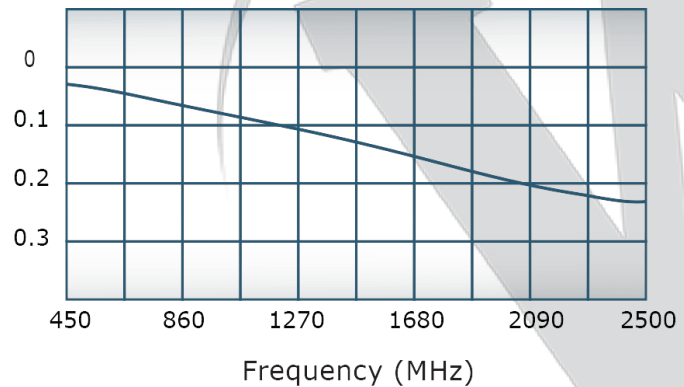
Coupling:



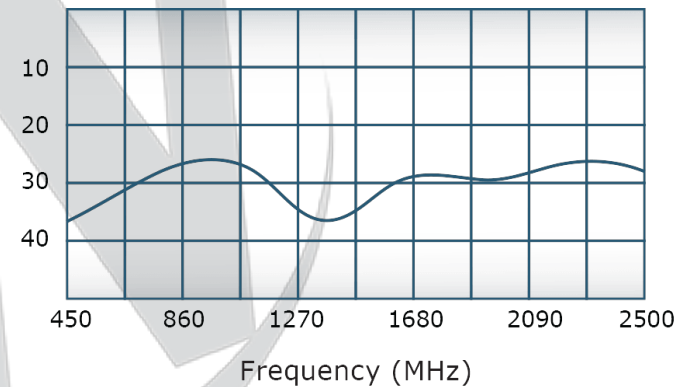
VSWR:



Insertion Loss:

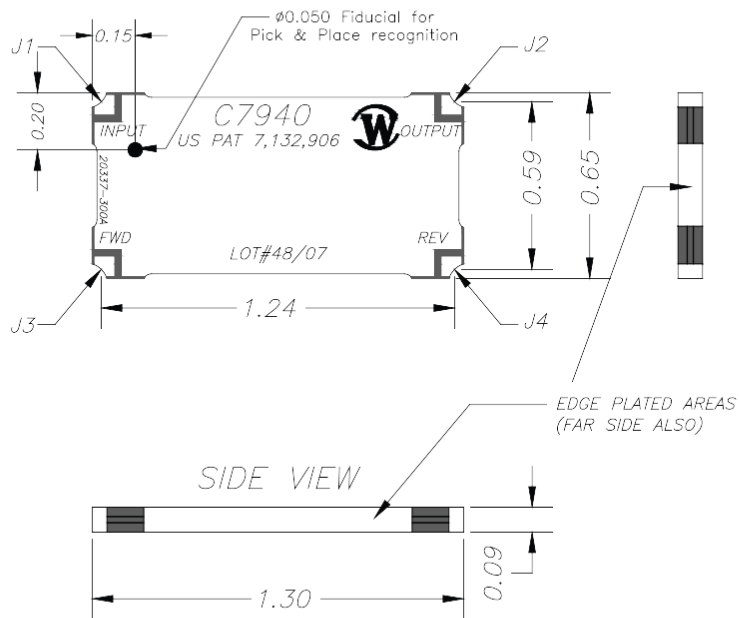


Directivity:

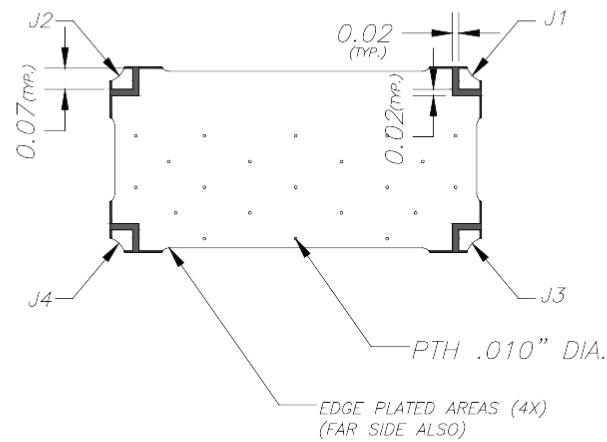


DATE	SYM	REVISION RECORD	AUTH	DR	CK

TOP VIEW (NEAR SIDE)



BOTTOM VIEW (FAR SIDE)



FINISH: ELECTROLYTIC TIN
 NON-METALLIC REGIONS

THIS DRAWING CONTAINS INFORMATION
 PROPRIETARY TO WERLATONE INC. AND
 MAY NOT BE USED OR COPIED WITHOUT
 THE WRITTEN CONSENT OF WERLATONE INC.

TOLERANCE	WERLATONE INC.		
XX \pm .015 XXX \pm .005	USED ON: C7940	SCALE	DRAWN BY : NH APPVD BY :
	TITLE :	OUTLINE	
	DATE: 09/27/07	DRAWING NO:	20337-500

Restriction on use, duplication, or disclosure of proprietary information. This document contains proprietary information which is the sole property of Werlatone, Inc.
 Werlatone, Inc. 17 Jon Barrett Road Patterson, NY 12563 T:(845)278-2220 F:(845)278-3440 sales@werlatone.com www.werlatone.com