



PRODUCT DATA SHEET

C8147

4-Port Dual Directional Coupler employs two, 3-Port Uni-Directional Couplers, internally connected, in tandem, providing measurement of both forward and reverse power. Ideal for simultaneously monitoring a system's forward and reverse power and for reflectometer measurements. Unlike the Bi-Directional Coupler, the directivity of the Dual Directional Coupler is unaffected by the loads on the coupled ports.

Features:

High Power Wide Bandwidths Small Size Flat Coupling Custom Designs Available

Electrical Specifications:

Frequency: 20 - 130 MHz
Power: 3000 W CW
Coupling: 60 ± 1.0 dB Max.
Insertion Loss: 0.15 dB Max.
Flatness: ± 0.5 dB Max.
VSWR (ML): 1.20:1 Max.
Directivity: 20 dB Min.

Mechanical Specifications:

Type: Connectorized
Material: Aluminum 6061-T6
Surface Finish: Chem. Film Per MIL-DTL-5541F
Type I Class 3 (Yellow Iridite)
RoHS Compliant Available
Operating Temperature: -55°C to +75°C
Storage Temperature: -60°C to +85°C
Humidity: 95% Non-Condensing
Size: 6.0 X 3.0 X 2.24"

Connector Configurations:

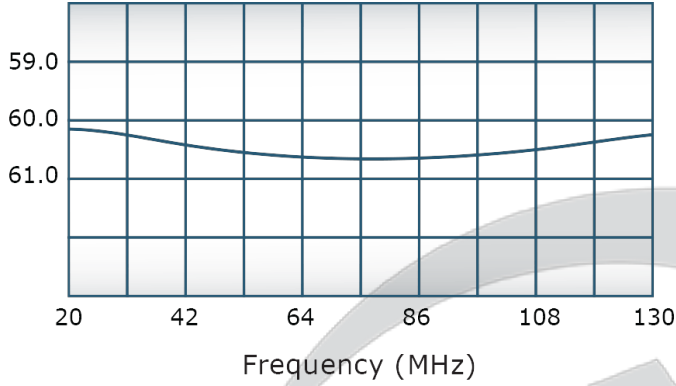
Model	Input (J1)	Output (J2)	Fwd (J3)	Rev (J4)
C8147-22	7/16 Female	7/16 Female	SMA	SMA
C8147-30	LC Female	LC Female	N Female	N Female
C8147-33	LC Female	LC Female	BNC	BNC
C8147-503	SQS Female	SQS Female	BNC	BNC
C8147-728	7/16 Male	7/16 Female	SMA	SMA

Werlatone® Broadband Dual, Uni, and Bi Directional RF Couplers are designed to tolerate the most stringent operating conditions associated with military and EMC testing environments. Many of our RF Directional Couplers, designated Mismatch Tolerant®, will operate continuously, at rated power, into a severe load mismatch condition. Our multi-octave Directional Couplers maintain exceptional coupling flatness, directivity, VSWR, and insertion loss.

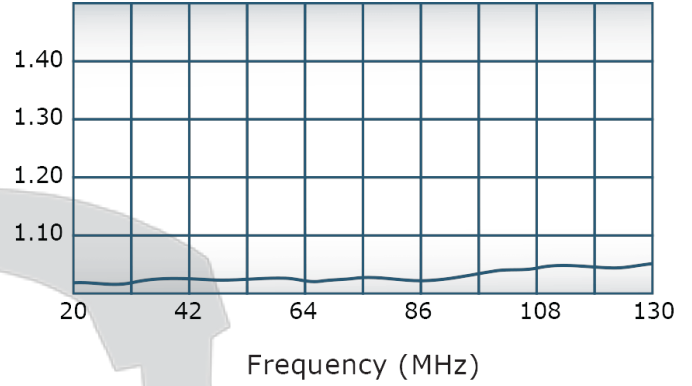


Performance Data (Specifications subject to change without notice):

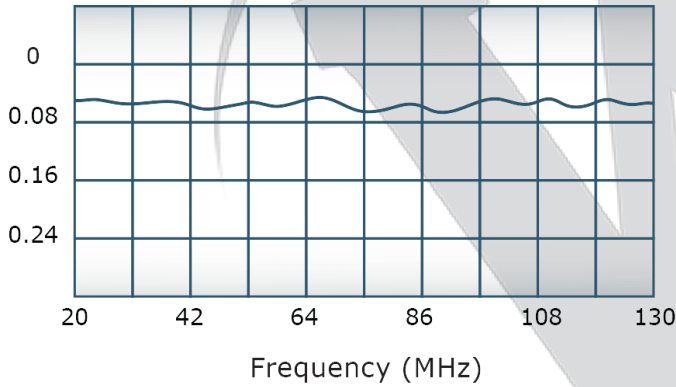
Coupling:



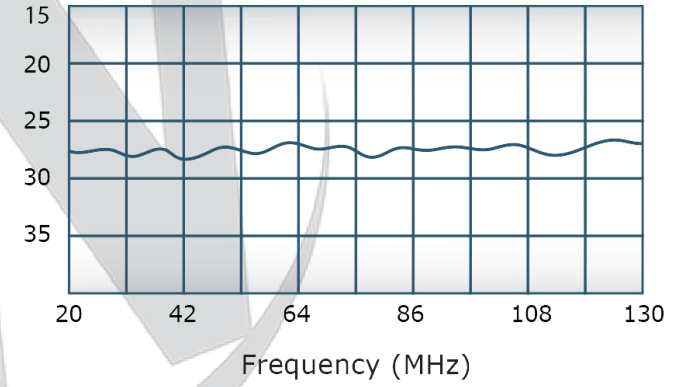
VSWR:



Insertion Loss:

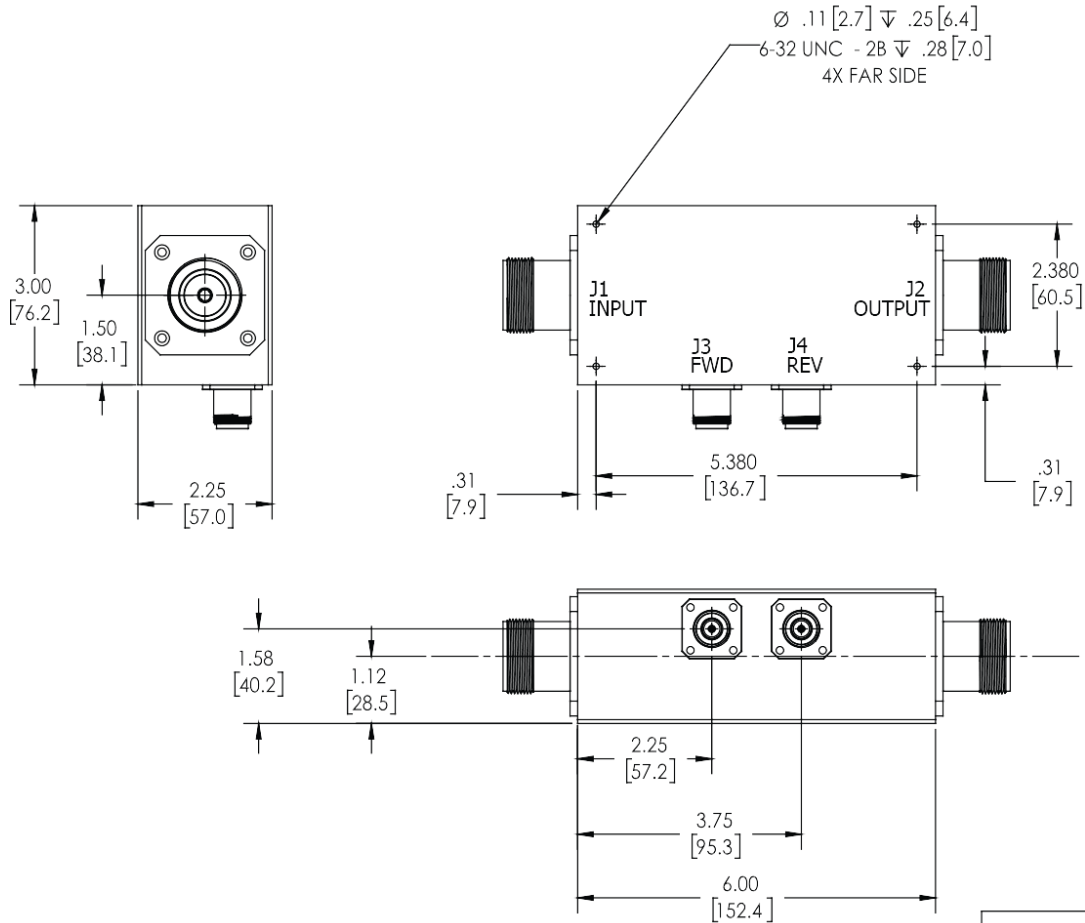


Directivity:



RESTRICTION ON USE, DUPLICATION OR DISCLOSURE OF PROPRIETARY INFORMATION
 This document contains proprietary information which is the sole property of Werlatone, Inc.

REVISION HISTORY			
REV.	REVISION RECORD	DATE	APPROVED
-	INITIAL RELEASE	10/29/2018	CS



UNLESS OTHERWISE SPECIFIED		OWN	DATE	WERLATONE SINCE 1965 17 Jon Barrett Rd Patterson, NY 12563
<ul style="list-style-type: none"> • INTERPRET DRAWING JAW MIL-STD-100 • DIMENSIONING PER ASME Y14.3M-2009 • PRIORITIZED DIMS FOR REF ONLY • DIMENSIONS ARE IN INCHES (mm) • DIMENSIONAL UNITS APPLY BEFORE PROCESSES • TOLERANCES: <ul style="list-style-type: none"> ANGLES ± 2° 2 PL ± .005 (1:3) 2 PL ± .015 (-) • REMOVE ALL BURRS AND SHARP EDGES R.02 MAX • CONCENTRICITY MACHINED DIA: .002 FIM • MACHINE TOOL REPAIR/CH .003 MAX 		PLP	10/25/2018	
		CHK	DATE	TITLE
		CS	10/29/2018	
		ENGR	DATE	SIZE CASE CODE DWG NO
				B 28812 10396-500
		MFR	DATE	REV
		QA	DATE	-
		RLSE	DATE	SCALE
				1:2
APPLICATION		THIRD ANGLE PROJECTION		SHEET 1 OF 1

Restriction on use, duplication, or disclosure of proprietary information. This document contains proprietary information which is the sole property of Werlatone, Inc.
 Werlatone, Inc. 17 Jon Barrett Road Patterson, NY 12563 T:(845)278-2220 F:(845)278-3440 sales@werlatone.com www.werlatone.com