
**PRODUCT DATA SHEET**
**C8998**

**4-Port Dual Directional Coupler** employs two, 3-Port Uni-Directional Couplers, internally connected, in tandem, providing measurement of both forward and reverse power. Ideal for simultaneously monitoring a system's forward and reverse power and for reflectometer measurements. Unlike the Bi-Directional Coupler, the directivity of the Dual Directional Coupler is unaffected by the loads on the coupled ports.

**Features:**

High Power      Wide Bandwidths      Small Size      Flat Coupling      Custom Designs Available

**Electrical Specifications:**

Frequency: 100 - 3000 MHz  
Power: 250 W CW  
Coupling:  $40 \pm 1.0$  dB Max.  
Insertion Loss: 0.4 dB Max.  
Flatness:  $\pm 1.0$  dB Max.  
VSWR (ML): 1.25:1 Max.  
Directivity: 18 dB Min.

**Mechanical Specifications:**

Type: Connectorized  
Material: Aluminum 6061-T6  
Surface Finish: Chem. Film Per MIL-DTL-5541F  
Type I Class 3 (Yellow Iridite)  
RoHS Compliant Available  
Operating Temperature: -55°C to +75°C  
Storage Temperature: -60°C to +85°C  
Humidity: 95% Non-Condensing  
Size: 3.0 x 2.2 x 1.09"

**Connector Configurations:**


Model	Input (J1)	Output (J2)	Fwd (J3)	Rev (J4)
C8998-10	N Female	N Female	N Female	N Female
C8998-12	N Female	N Female	SMA	SMA
C8998-13	N Female	N Female	BNC	BNC
C8998-102	SMA	SMA	SMA	SMA

**Werlatone®** Broadband Dual, Uni, and Bi Directional RF Couplers are designed to tolerate the most stringent operating conditions associated with military and EMC testing environments. Many of our RF Directional Couplers, designated Mismatch Tolerant®, will operate continuously, at rated power, into a severe load mismatch condition. Our multi-octave Directional Couplers maintain exceptional coupling flatness, directivity, VSWR, and insertion loss.



# WERLATONE

Model C8998

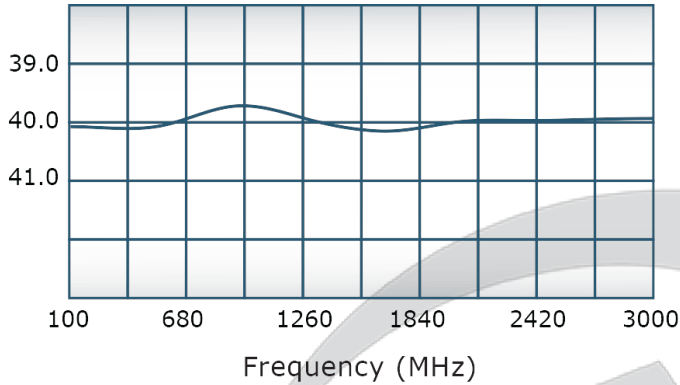


## PRODUCT DATA SHEET

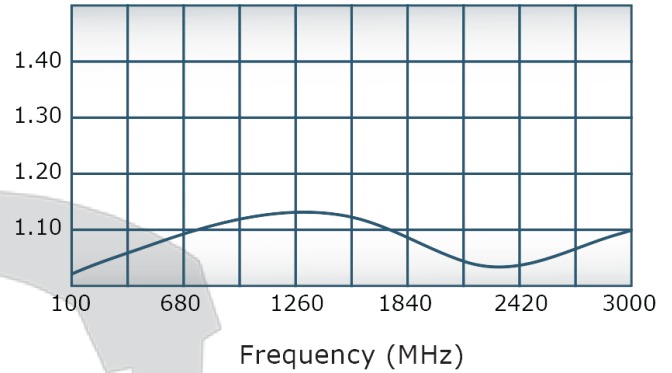
C8998

### Performance Data (Specifications subject to change without notice):

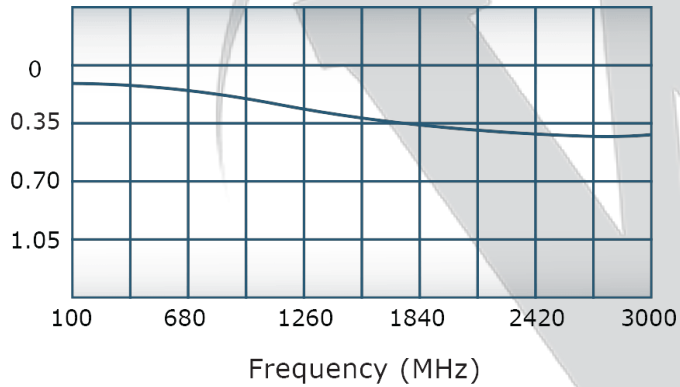
Coupling:



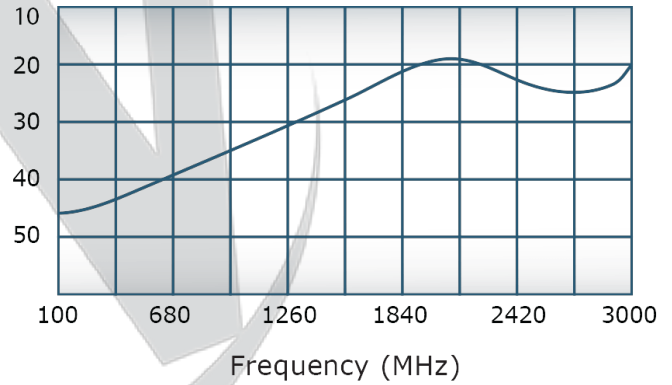
VSWR:



Insertion Loss:



Directivity:

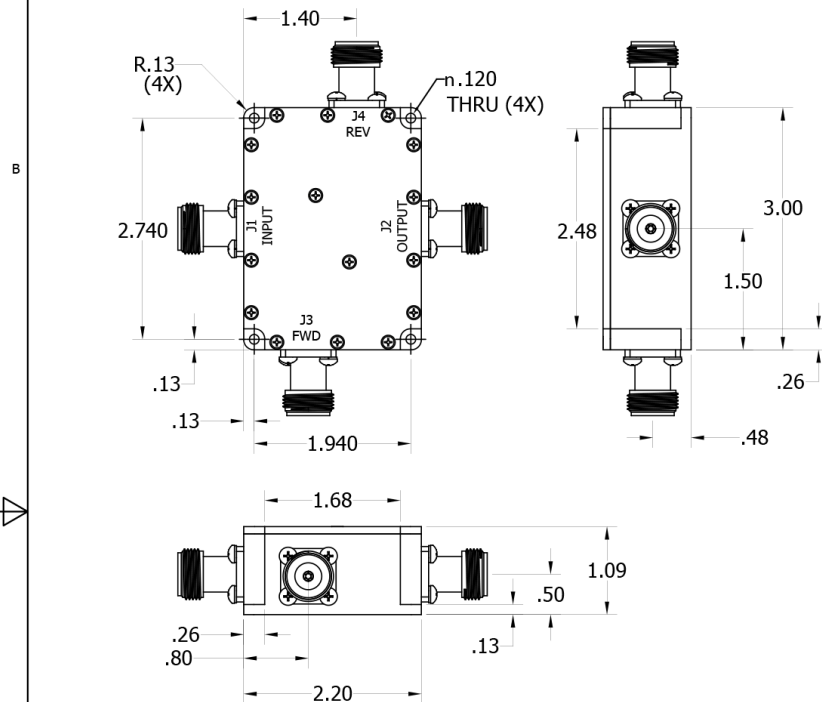


**Restriction on use, duplication, or disclosure of proprietary information.** This document contains proprietary information which is the sole property of Werlatone, Inc.

Werlatone, Inc. 17 Jon Barrett Road Patterson, NY 12563 T:(845)278-2220 F:(845)278-3440 sales@werlatone.com www.werlatone.com

**RESTRICTION ON USE, DUPLICATION OR DISCLOSURE OF PROPRIETARY INFORMATION**  
 This document contains proprietary information  
 which is the sole property of Werlatone, Inc.

REVISION HISTORY					
DATE	REV	REVISION RECORD	AUTH	CHK	APPV
5/4/2011	-	INITIAL RELEASE	NH	BW	BW



UNLESS OTHERWISE SPECIFIED		DWN	DATE	W WERLATONE   SINCE 1965		17 Jon Barrett Rd Patterson, NY 12563	
INTERPRET DRAWING IAW MIL-STD-100		NH	05/04/11	TITLE	OUTLINE		
DIMENSIONING PER ASME Y14.5M-2009		CHK	DATE				
PARAMETRIC INFO FOR REF ONLY		BW	05/04/11				
DIMENSIONS ARE IN INCHES		ENGR	DATE				
TOLERANCES: ANGLE ± 2°		BW	05/04/11				
3 PL DECIMALS ± .005		QA	DATE	USED ON			
2 PL DECIMALS ± .015		RLSE	DATE	SIZE	CAGE CODE	DWG NO	REV
THIRD ANGLE PROJECTION				A	28812		-
				SCALE	1:2	SHEET 1 OF 1	

**Restriction on use, duplication, or disclosure of proprietary information.** This document contains proprietary information which is the sole property of Werlatone, Inc.  
 Werlatone, Inc. 17 Jon Barrett Road Patterson, NY 12563 T:(845)278-2220 F:(845)278-3440 sales@werlatone.com www.werlatone.com