



PRODUCT DATA SHEET

C9107

4-Port Dual Directional Coupler employs two, 3-Port Uni-Directional Couplers, internally connected, in tandem, providing measurement of both forward and reverse power. Ideal for simultaneously monitoring a system's forward and reverse power and for reflectometer measurements. Unlike the Bi-Directional Coupler, the directivity of the Dual Directional Coupler is unaffected by the loads on the coupled ports.

Features:

High Power Wide Bandwidths Small Size Flat Coupling Custom Designs Available

Electrical Specifications:

Frequency: 20 - 1000 MHz
Power: 1000 W CW
Coupling: 53 ± 1.0 dB Max.
Insertion Loss: 0.4 dB Max.
Flatness: ± 1.0 dB Max.
VSWR (ML): 1.30:1 Max.
Directivity: 20 dB Min.

Mechanical Specifications:

Type: Connectorized
Material: Aluminum 6061-T6
Surface Finish: Chem. Film Per MIL-DTL-5541F
Type I Class 3 (Yellow Iridite)
RoHS Compliant Available
Operating Temperature: -55°C to +75°C
Storage Temperature: -60°C to +85°C
Humidity: 95% Non-Condensing
Size: 4.45 x 2.4 x 1.59"

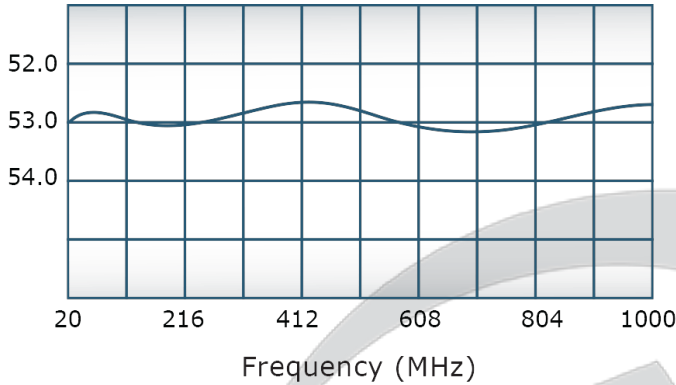
Connector Configurations:

Model	Input (J1)	Output (J2)	Fwd (J3)	Rev (J4)
C9107-10	N Female	N Female	N Female	N Female
C9107-12	N Female	N Female	SMA	SMA
C9107-20	7/16 Female	7/16 Female	N Female	N Female
C9107-22	7/16 Female	7/16 Female	SMA	SMA
C9107-23	7/16 Female	7/16 Female	BNC	BNC
C9107-41	SC Female	SC Female	N Female	N Female
C9107-43	SC Female	SC Female	SMA	SMA
C9107-712	N Male	N Female	SMA	SMA
C9107-714	N Male	N Female	N Female	N Female
C9107-7755	7/16 Female	SC Female	SMA	SMA

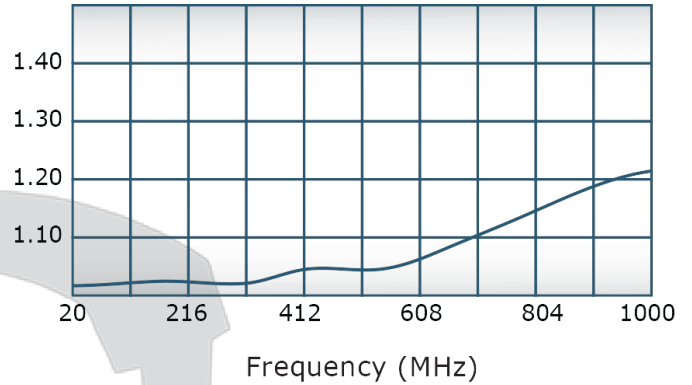


Performance Data (Specifications subject to change without notice):

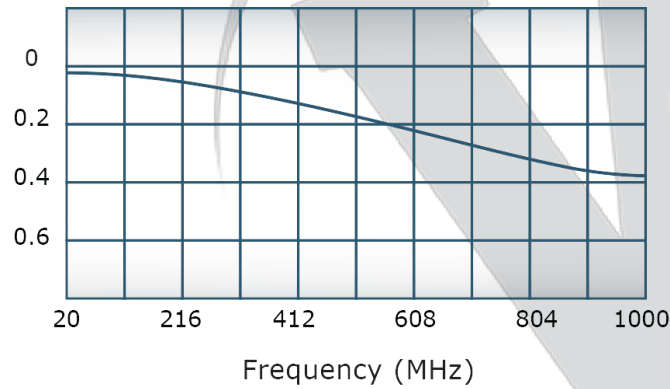
Coupling:



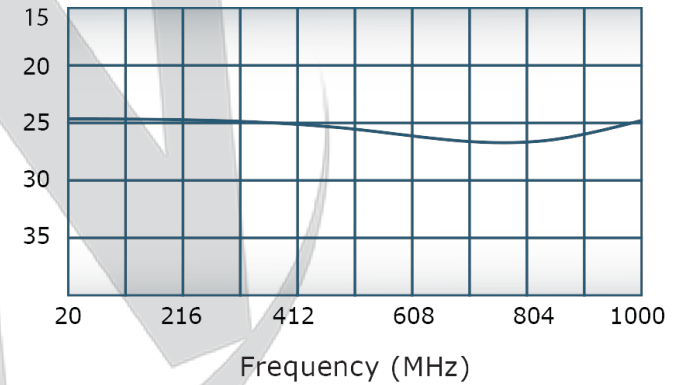
VSWR:



Insertion Loss:



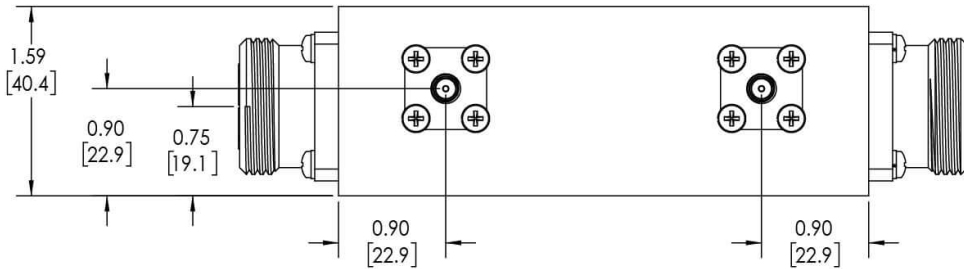
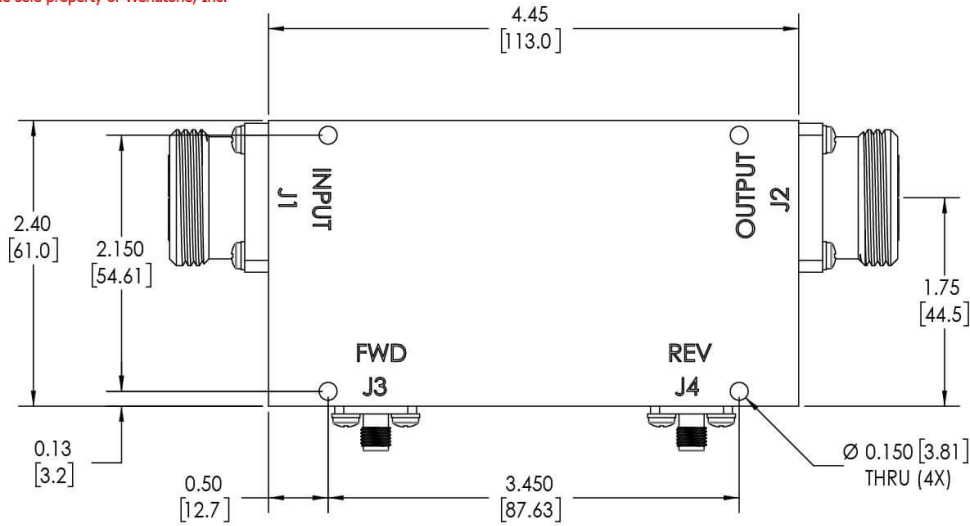
Directivity:



RESTRICTION ON USE, DUPLICATION OR DISCLOSURE OF PROPRIETARY INFORMATION
 This document contains proprietary information which is the sole property of Werlatone, Inc.

REVISION HISTORY			
REV.	REVISION RECORD	DATE	APPROVED
A	ECN 9696	3/25/19	RB

- NOTES: UNLESS OTHERWISE SPECIFIED**
- MATERIAL: ALUMINUM 6061-T6**
 - FINISH: CHEM FILM PER MIL-DTL-5541F TYPE I CLASS 3 (YELLOW IRIDITE)**
 - CONNECTORS:**
J1,J2: 7/16 FEMALE
J3,J4: SMA FEMALE



UNLESS OTHERWISE SPECIFIED		DWN	DATE	17 Jon Barrett Rd Patterson, NY 12563
INTERPRET DRAWING IAW MIL-STD-100	SD	3/25/2019		
DIMENSIONS FOR ASME Y14.5M-2009	CHK	DATE		
PARENTHEetical INFO FOR REF ONLY	CS	3/25/2019		
DIMENSIONS ARE IN INCHES	ENGR	DATE		
DIMENSIONAL LIMITS APPLY BEFORE PROCESSES	INFR	DATE		
TOLERANCES:	QA	DATE		
ANGLES = 2°	RLSE	DATE		
3 PL ± .005 [13]				
2 PL ± .015 [38]				
REMOVE ALL BURRS AND SHARP EDGES R.01 MAX				
CONCENTRICITY MACHINED DIA: .002 FIM				
MACHINE TOOL MISMATCH .003 MAX				
NEXT ASSY	USED ON			
APPLICATION	THIRD ANGLE PROJECTION			
TITLE		SCALE		REV
OUTLINE		1:1		A
SIZE		DWG NO		
B		20828-500		
SHEET 1 OF 1				

Restriction on use, duplication, or disclosure of proprietary information. This document contains proprietary information which is the sole property of Werlatone, Inc.
 Werlatone, Inc. 17 Jon Barrett Road Patterson, NY 12563 T:(845)278-2220 F:(845)278-3440 sales@werlatone.com www.werlatone.com