WERLATONE

Model C9191



PRODUCT DATA SHEET **C9191**

4-Port Dual Directional Coupler employs two, 3-Port Uni-Directional Couplers, internally connected, in tandem,
providing measurement of both forward and reverse power. Ideal for simultaneouly monitoring a system's forward
and reverse power and for reflectometer measurements. Unlike the Bi-Directional Coupler, the directivity of the Dual Directional Coupler is unaffected by the loads on the coupled ports.

Features:

High Power | Wide Bandwidths | Small Size | Flat Coupling | Custom Designs Available

Electrical Specifications:

Frequency:	20 - 1000 MHz
Power:	100 W CW
Coupling:	30 ± 1.0 dB Max.
Flatness:	± 0.5 dB Max.
Insertion Loss:	0.7 dB Max.
VSWR (ML):	1.25:1 Max.
Directivity:	20 dB Min.

Mechanical Specifications:

Type:	Connectorized
Material:	Aluminum 6061-T6
Suface Finish:	Chem. Film Per MIL-DTL-5541F Type I Class 3 (Yellow Iridite) RoHS Compliant Available
Operating Temperature:	-55°C to +75°C
Storage Temperature:	-60°C to +85°C
Humidity:	95% Non-Condensing
Size:	1.76 x 1.16 x 0.565"

Connector Configurations:

Model	**Input (J1)**	**Output (J2)**	**Fwd (J3)**	**Rev (J4)**
C9191-102	SMA	SMA	SMA	SMA

Werlatone® Broadband Dual, Uni, and Bi Directional RF Couplers are designed to tolerate the most stringent operating conditions associated with military and EMC testing environments. Many of our RF Directional Couplers, designated Mismatch Tolerant®, will operate continuously, at rated power, into a severe load mismatch condition. Our multi-octave Directional Couplers maintain exceptional coupling flatness, directivity, VSWR, and insertion loss.

Restriction on use, duplication, or disclosure of proprietary information. This document contains proprietary information which is the sole property of Werlatone, Inc.

Werlatone, Inc. 17 Jon Barrett Road Patterson, NY 12563 T:(845)278-2220 F:(845)278-3440 sales@werlatone.com www.werlatone.com

Model C9191



Performance Data (Specifications subject to change without notice):

Coupling:

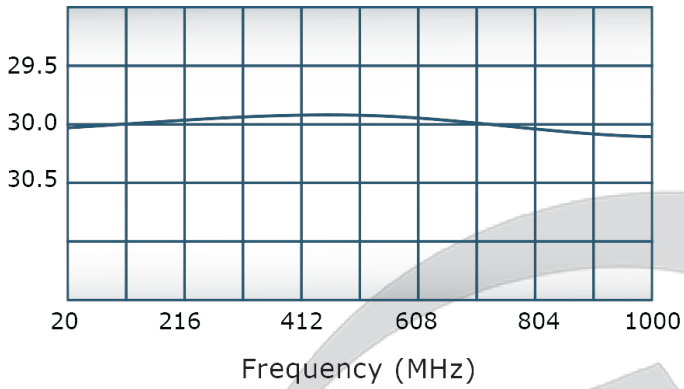

VSWR:

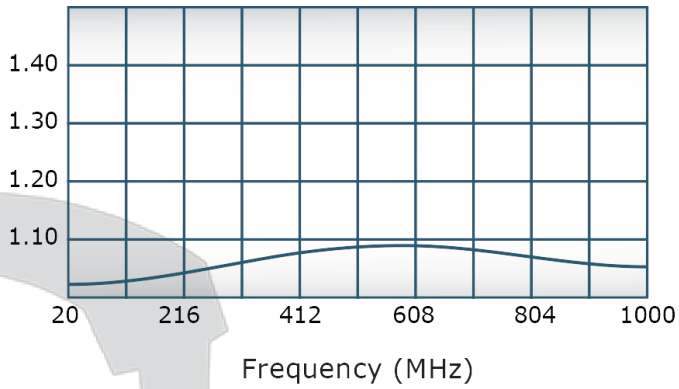

Insertion Loss:

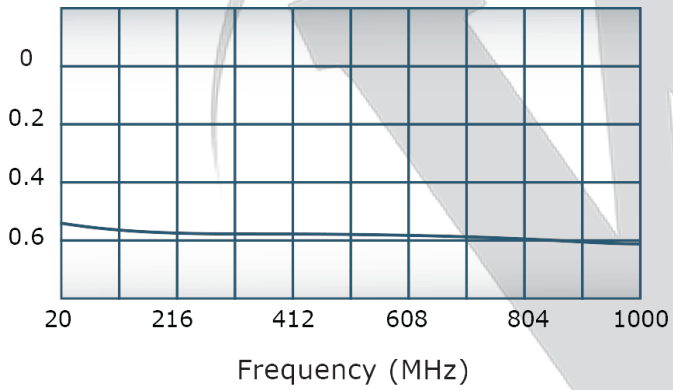

Directivity:

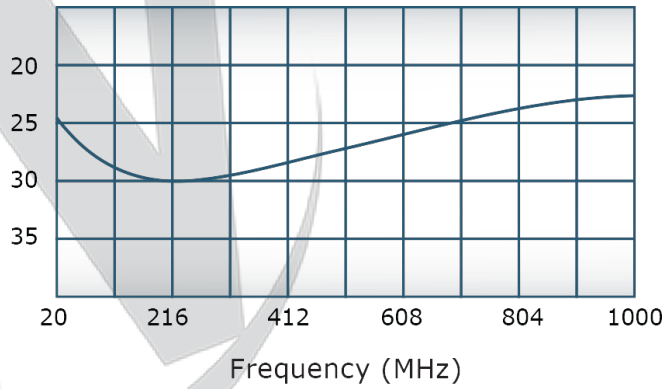

Restriction on use, duplication, or disclosure of proprietary information. This document contains proprietary information which is the sole property of Werlatone, Inc.

Werlatone, Inc. 17 Jon Barrett Road Patterson, NY 12563 T:(845)278-2220 F:(845)278-3440 sales@werlatone.com www.werlatone.com

RESTRICTION ON USE, DUPLICATION OR DISCLOSURE OF PROPRIETARY INFORMATION
This document contains proprietary information which is the sole property of Werlatone, Inc.

REVISION HISTORY

REV	REVISION RECORD	DATE	APPROVED
-	INITIAL RELEASE	5/3/12	BW

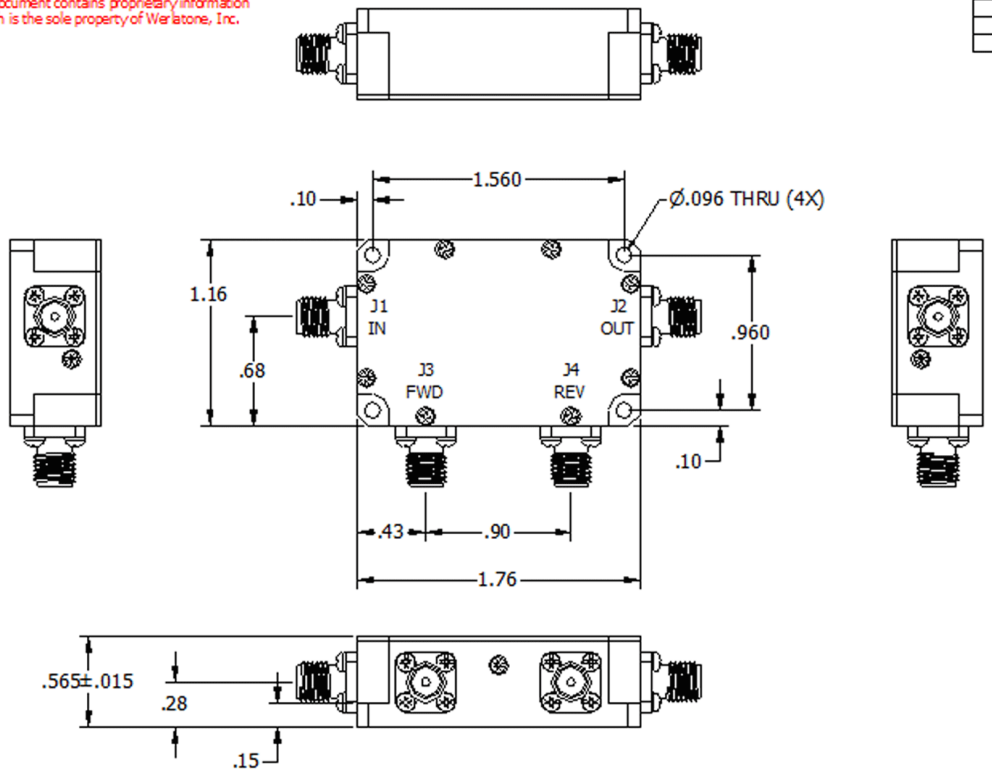

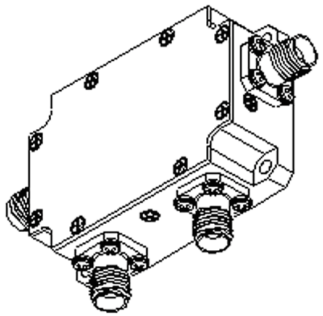

UNLESS OTHERWISE SPECIFIED
- INTERPRET DRAWING PER MIL-STD-100
- DIMENSIONING PER ASME Y14.5M-2009
- PARENTHETICAL INFO FOR REF ONLY
- DIMENSIONS ARE IN INCHES
- DIMENSIONAL LIMITS APPLY BEFORE PROCESSES
- TOLERANCES: ANGLE ± 2°
  2 PL ± .005
  3 PL ± .015

THIRD ANGLE PROJECTION

DWN	GP	DATE 5/3/12
CHK	NH	DATE 5/3/12
ENGR		DATE
APVD		DATE
QA		DATE
RLSE		DATE

WERLATONE | SINCE 1965
17 Jon Barrett Rd
Patterson, NY 12563

TITLE
C9191-102 30 dB DUAL DIRECTIONAL COUPLER

SIZE	CAGE CODE	DWG NO	REV
A	28812	20896-500	

SCALE 2:1 SHEET 1 OF 1

Restriction on use, duplication, or disclosure of proprietary information. This document contains proprietary information which is the sole property of Werlatone, Inc.
Werlatone, Inc. 17 Jon Barrett Road Patterson, NY 12563 T:(845)278-2220 F:(845)278-3440 sales@werlatone.com www.werlatone.com