



PRODUCT DATA SHEET

D6078

Werlatone® Mismatch Tolerant® High Power Broadband RF Combiners and Dividers will operate into High Load VSWR Conditions, for extended periods, without damage. With extensive experience as a supplier to military platforms worldwide **Werlatone®** designs its High Power Broadband Combiners, Power Dividers, and N-Way Combiners for proper operation in the most stringent operating conditions.

Features:

High Power Wide Bandwidths Small Size High Isolation Custom Designs Available

Electrical Specifications:

| | |
|--------------------|---------------|
| Frequency: | 100 - 500 MHz |
| Power: | 2000 W CW |
| Insertion Loss: | 0.25 dB Max. |
| VSWR: | 1.20:1 Max. |
| Phase Balance: | ± 5° Max. |
| Amplitude Balance: | 0.15 dB Max. |
| Isolation: | 20 dB Min. |


Mechanical Specifications:

| | |
|------------------------|---|
| Type: | Connectorized |
| Material: | Aluminum 6061-T6 |
| Surface Finish: | Chem. Film Per MIL-DTL-5541F Type I Class 3 (Yellow Iridite) RoHS Compliant Available |
| Operating Temperature: | -55°C to +75°C |
| Storage Temperature: | -60°C to +85°C |
| Weight: | 4 lbs. |
| Size: | 13.0 x 7.0 x 2.25" |

Connector Configurations:

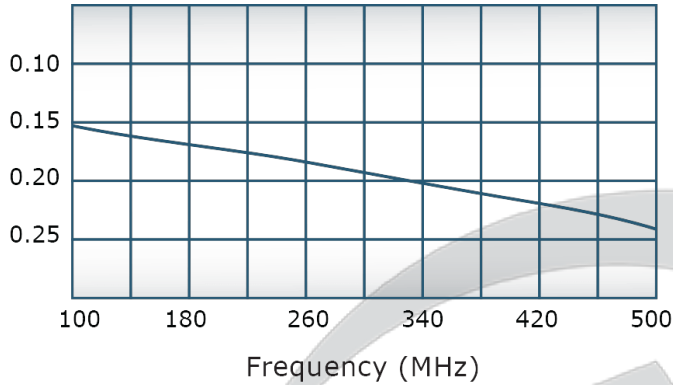
| Model | Sum Port (J1) | Input/Output (J2) | Input/Output (J3) |
|----------|---------------|-------------------|-------------------|
| D6078-10 | N Female | N Female | N Female |
| D6078-20 | 7/16 Female | N Female | N Female |
| D6078-40 | SC Female | SC Female | SC Female |
| D6078-41 | SC Female | N Female | N Female |

When specified, Werlatone® High Power Combiners and RF Dividers will tolerate full input failures on adjacent port(s). This insures that remaining transmitter(s) may continue to operate until the amplifier system can be properly shut down for maintenance. Choose your specific connector configuration from a list of options. Additional connector configurations for our High Power RF Combiners/Dividers, Non-Coherent Combiners, and N-Way Combiners are available upon request.

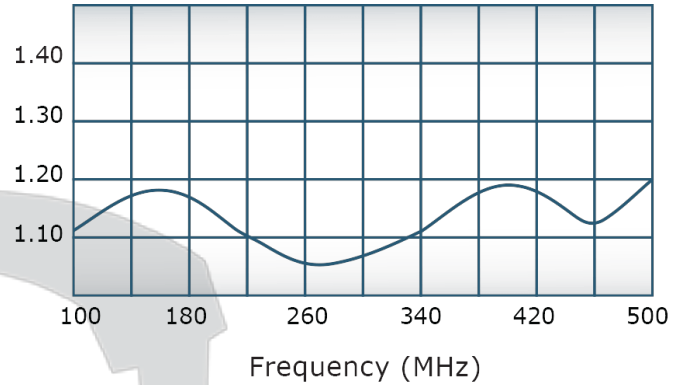


Performance Data (Specifications subject to change without notice):

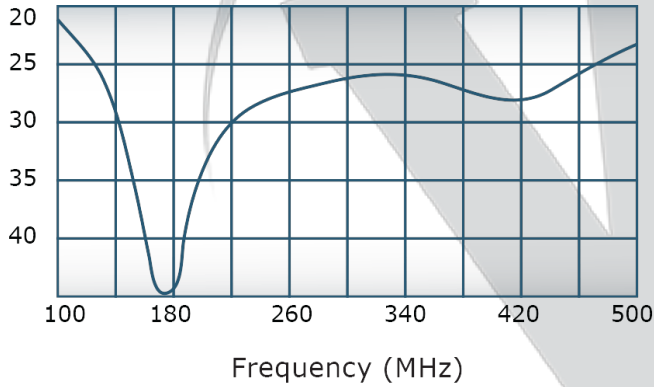
Insertion Loss:



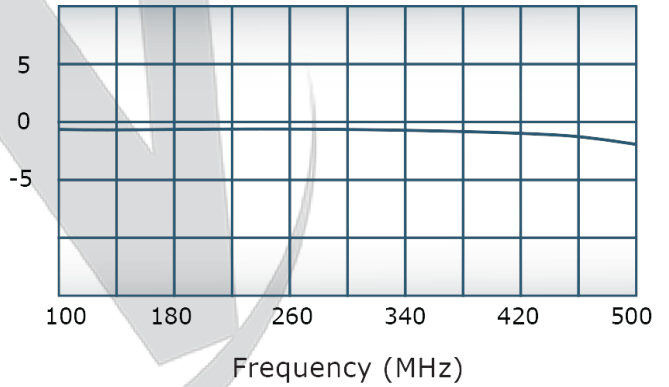
VSWR:



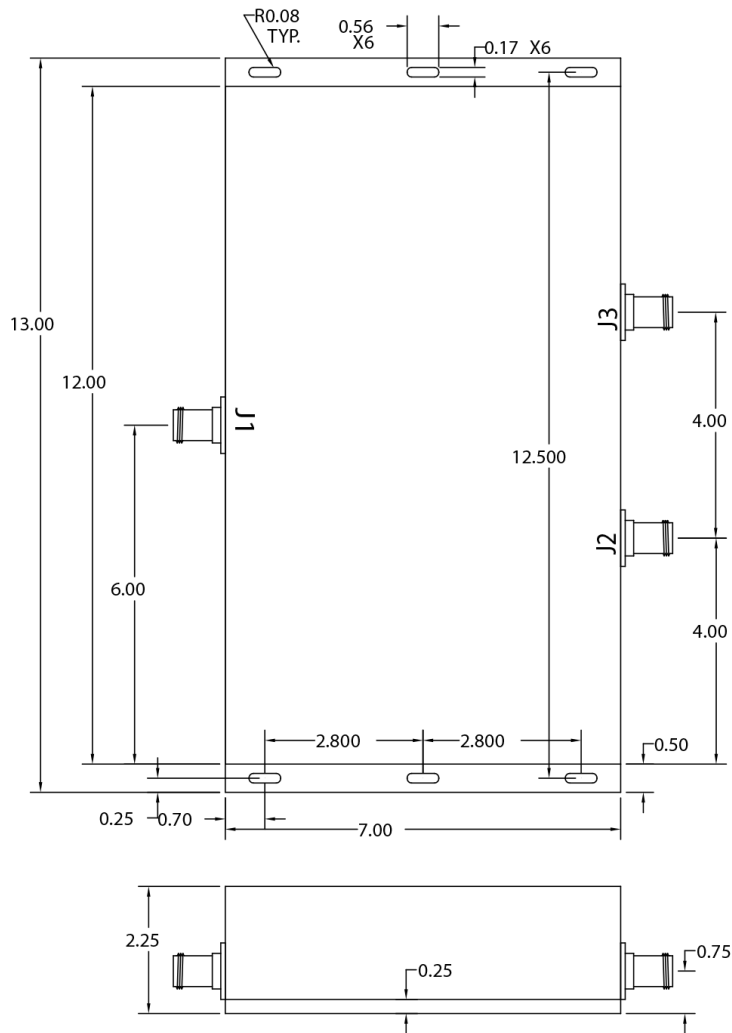
Isolation:



Phase Balance:



| DATE | SYM | REVISION RECORD | AUTH | DR | CK |
|------|-----|-----------------|------|----|----|
| 2/01 | A | ECN 1964 | RH | | |
| | | | | | |
| | | | | | |



THIS DRAWING CONTAINS INFORMATION PROPRIETARY TO WERLATONE INC. AND MAY NOT BE USED OR COPIED WITHOUT THE WRITTEN CONSENT OF WERLATONE INC.

| | | | |
|-----------------------------|-------------------------|-----------------------------|--------------|
| TOLERANCE | WERLATONE INC. | | |
| XX +/- .015 XXX +/- .005 | SCALE | DRAWN BY: RH | APPVD BY: CS |
| X | TITLE OUTLINE | | |
| | DATE 2/22/01 | DRAWING NUMBER 10653-500 | |

Restriction on use, duplication, or disclosure of proprietary information. This document contains proprietary information which is the sole property of Werlatone, Inc. Werlatone, Inc. 17 Jon Barrett Road Patterson, NY 12563 T:(845)278-2220 F:(845)278-3440 sales@werlatone.com www.werlatone.com