WERLATONE

Model QH8540



PRODUCT DATA SHEET **QH8540**

Our patented 3 dB 90° Hybrid Couplers provide:

- Superior component performance starting at 3:1 Bandwidth.
- Thicker center boards for high power and increased repeatability.
- Bonded structures which eliminate any air gaps between substrates.
- More sections per bandwidth for better coupling flatness.
- Electrically shorter and physically smaller RF components.

Features:

High Power | Wide Bandwidths | Small Size | Connectorized | Drop-In & Surface Mount

Electrical Specifications:

Frequency:	20-520 MHz
Power:	250 W CW
Insertion Loss:	0.6 dB Max.
VSWR:	1.30:1 Max.
Phase Balance:	90° ± 10° Max.
Amplitude Balance:	± 0.3 dB Max.
Isolation:	20 dB Min.

Mechanical Specifications:

Type:	Connectorized
Material:	Aluminum 6061-T6
Surface Finish:	Chem. Film Per MIL-DTL-5541F Type I Class 3 (Yellow Iridite) RoHS Compliant Available
Operating Temperature:	-55°C to +75°C
Storage Temperature:	-60°C to +85°C
Weight:	8 oz.
Size:	2.7 x 2.7 x 0.9''

Connector Configurations:

Model	**Sum Port (J1)**	**90°, 0° (J2,J3)**	**Ext. Load Port**
QH6031-102	SMA Female	SMA Female	Non Applicable

Werlatone's breakthrough technology allows us to build our existing line of Broadband 3 dB High Power 90° Hybrid Couplers. Connectorized 3 dB 90° Hybrid Coupler models are available with a choice of connectors. Several of our existing High Power 3 dB 90° RF Couplers are three port designs, wherein the difference port is internally terminated with a high power termination. This eliminates the need for a customer supplied external load for each Hybrid Coupler.

Restriction on use, duplication, or disclosure of proprietary information. This document contains proprietary information which is the sole property of Werlatone, Inc.

Werlatone, Inc. 17 Jon Barrett Road Patterson, NY 12563 T:(845)278-2220 F:(845)278-3440 sales@werlatone.com www.werlatone.com

WERLATONE

Model QH8540



Performance Data (Specifications subject to change without notice):

Insertion Loss:

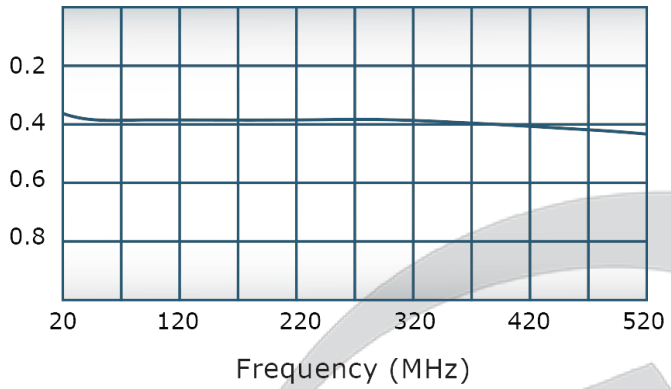

VSWR:

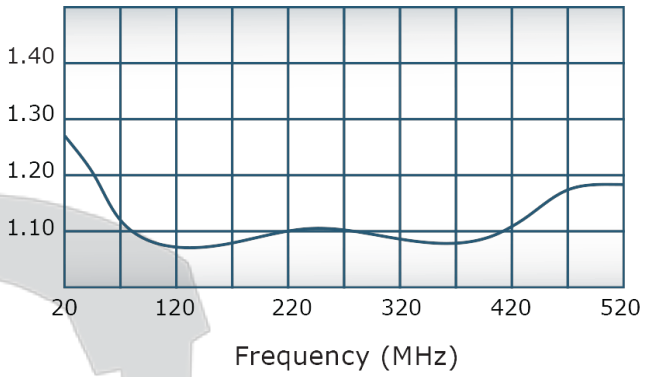

Isolation:

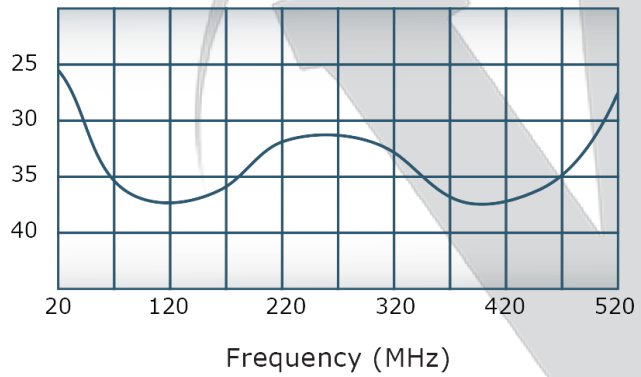

Phase Balance:

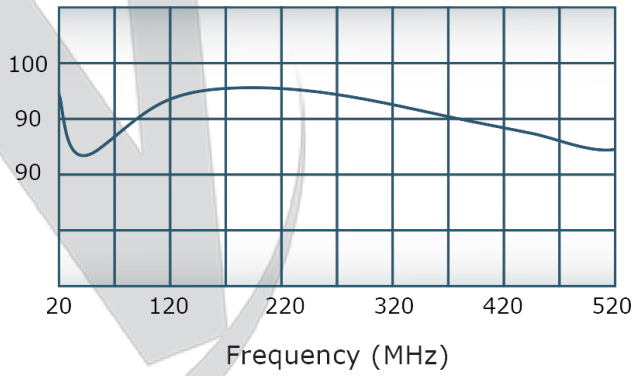

Restriction on use, duplication, or disclosure of proprietary information. This document contains proprietary information which is the sole property of Werlatone, Inc.

Werlatone, Inc. 17 Jon Barrett Road Patterson, NY 12563 T:(845)278-2220 F:(845)278-3440 sales@werlatone.com www.werlatone.com

RESTRICTION ON USE, DUPLICATION OR
DISCLOSURE OF PROPRIETARY INFORMATION
This document contains proprietary information
which is the sole property of Werlatone, Inc.

REVISION HISTORY

DATE	REV	REVISION RECORD	AUTH	CHK	APPV
3/22/10	-	INITIAL RELEASE	AK	CS	BW

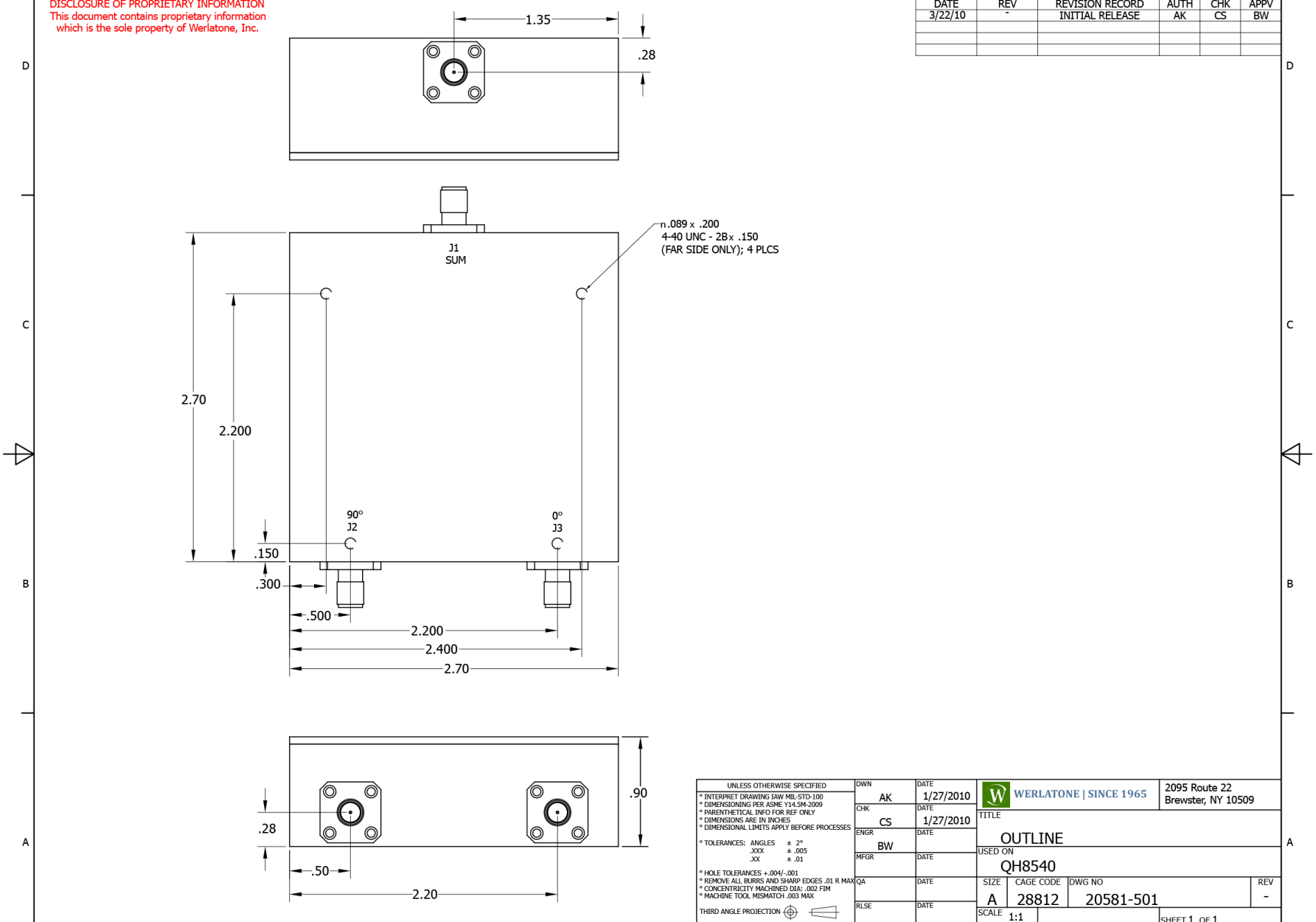

UNLESS OTHERWISE SPECIFIED
° INTERPRET DRAWING IAW MIL-STD-100
° DIMENSIONING PER ASME Y14.5M-2009
° PARENTHETICAL INFO FOR REF ONLY
° DIMENSIONS ARE IN INCHES
° DIMENSIONAL LIMITS APPLY BEFORE PROCESSES

° TOLERANCES: ANGLES ± 2°
.XXX ± .005
.XX ± .01

° HOLE TOLERANCES +.004/-.001
° REMOVE ALL BURRS AND SHARP EDGES .01 R MAX
° CONCENTRICITY MACHINED DIA: .002 FIM
° MACHINE TOOL MISMATCH .003 MAX

THIRD ANGLE PROJECTION

DWN	AK	DATE	1/27/2010
CHK	CS	DATE	1/27/2010
ENGR	BW	DATE	
MFGR		DATE	
QA		DATE	
RLSE		DATE	

WERLATONE | SINCE 1965
2095 Route 22
Brewster, NY 10509

TITLE: OUTLINE
USED ON: QH8540

SIZE	CAGE CODE	DWG NO	REV
A	28812	20581-501	-

SCALE 1:1
SHEET 1 OF 1

Restriction on use, duplication, or disclosure of proprietary information. This document contains proprietary information which is the sole property of Werlatone, Inc.
Werlatone, Inc. 17 Jon Barrett Road Patterson, NY 12563 T:(845)278-2220 F:(845)278-3440 sales@werlatone.com www.werlatone.com