



PRODUCT DATA SHEET

WPM11350

Instantaneous & Simultaneous

- Local and/or Remote Monitoring
- Forward Power Reading/Monitoring (Watts or dBm)
- Reverse Power Reading/Monitoring (Watts or dBm)
- VSWR Readings (Watts, Return Loss, Rho)

VSWR Alarm

- Customer can set up audio/visual alarm via relay contacts.
- Signal sent to closed loop.

Temperature Monitoring (with alarm)

- One sensor, internal measurement, within Power Meter.
- One sensor, external measurement, to be placed by customer.

General Purpose Inputs (6 ea) Multiple Use

- Track switch closures (assign to interlock group).
- Trigger alarm relay (sends email alert).
- RF presence status/alarm (safety feature).
- Alarm, activated switch.

Accessories:

- Single Channel and Multi-Channel Displays
- RF Digital Dashboard Spreadsheet Software, (Simultaneously Monitor Outputs of 30+ Power Meters)
- PC Based Graphical User Interface Windows XP/7/8/10 Compatible

Accuracy:

- $\pm 2\%$ to Customer Calibration Standard, at preselected frequencies.
- $\pm 5\%$ over a Multi-Octave Bandwidth
- Werlatone Calibration Traceable to (NIST) National Institute of Standards and Technology

Power:

- AC Power Adapter (100/240 50-60 Hertz V AC)
- POE (Passive Over Ethernet, Optional POE Injector Kit Available)
- Via RS485 (Via Single Channel or Multi-Channel Displays)

Interface (Via):

- TCP/IP - SNMP and Browser Interface via Local Area Network
- RS232, Serial
- RS485 - Form Addressable Serial Network
- User ID and Password Protected for Access and Control
- Multiple units can be Networked and Simultaneously Monitored On-Site or Remotely (TCP/IP/SNMP/Serial)

RoHS Compliant Design Available
Custom Connector Configurations Available

Electrical Specifications:

Frequency: 100 - 500 MHz
Power: 200 W CW

Mechanical Specifications:

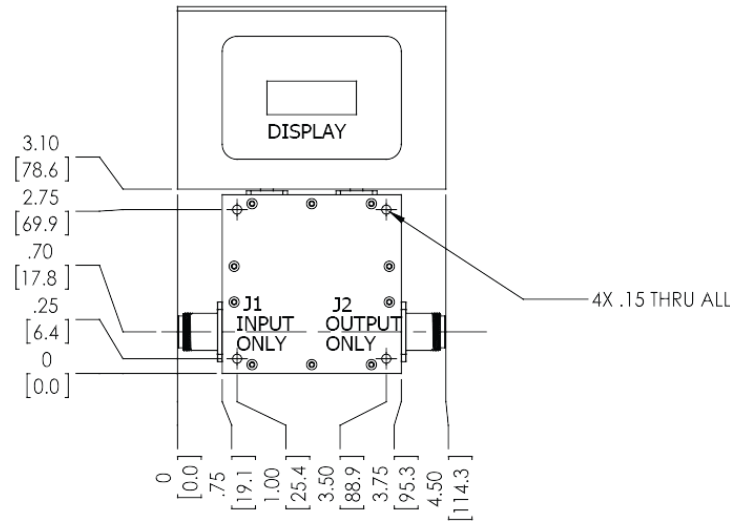
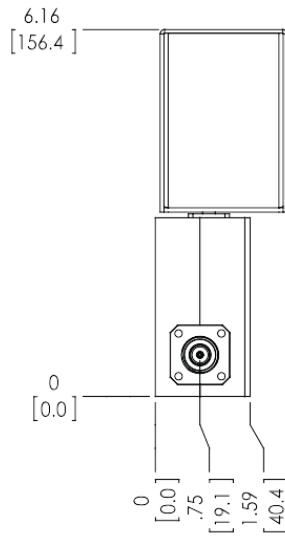
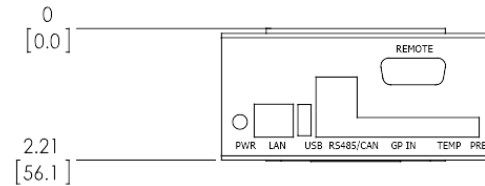
Type: Connectorized
Operating Temperature: -55°C to $+75^{\circ}\text{C}$
Storage Temperature: -60°C to $+85^{\circ}\text{C}$

Connector Configurations:

Model	Input(J1)	Output(J2)
WPM11350-12	N Female	N Female
WPM11350-612	N Female	N Male
WPM11350-712	N Male	N Female

RESTRICTION ON USE, DUPLICATION OR DISCLOSURE OF PROPRIETARY INFORMATION
 This document contains proprietary information which is the sole property of Werlatone, Inc.

REVISION HISTORY			
REV.	REVISION RECORD	DATE	APPROVED
-	INITIAL RELEASE	8/11/2017	CS



		UNLESS OTHERWISE SPECIFIED		OWN	DATE	WELATONE SINCE 1965		17 Jon Barrett Rd Patterson, NY 12563
		• INTERPRET DRAWING DAW MBL-STD-100	PLP	8/10/2017				
		• DIMENSIONING PER ASME Y14.5M-2009	CHK	CS	8/10/2017	TITLE		
		• PRELIMINARY DIMS FOR REF ONLY	ENGR					
		• DIMENSIONS ARE IN INCHES (mm)	DATE					
		• DIMENSIONAL LIMITS APPLY BEFORE PROCESSES	DATE					
		• TOLERANCES:	DATE					
		ANGLES ± .2°	DATE					
		3 PL ± .005 (.13)	DATE					
		2 PL ± .015 (.4)	DATE					
		• REMOVE ALL BURRS AND SHARP EDGES R.63 MAX	QA					
		• CONCENTRICITY RACHINED DIA. .002 FIM	DATE					
		• FINISH TOOL FINISH .003 MAX	DATE					
		THIRD ANGLE PROJECTION	DATE					
		APPLICATION	DATE					
		WPM11072	DATE					
		NEXT ASSY	DATE					
		USED ON	DATE					
		SCALE	DATE					
		1:2	DATE					
		SIZE	DATE					
		B 28812	DATE					
		21511-503	DATE					
		REV	DATE					
		-	DATE					
		SHEET	DATE					
		1 OF 1	DATE					

Restriction on use, duplication, or disclosure of proprietary information. This document contains proprietary information which is the sole property of Werlatone, Inc.
 Werlatone, Inc. 17 Jon Barrett Road Patterson, NY 12563 T:(845)278-2220 F:(845)278-3440 sales@werlatone.com www.werlatone.com