

PRODUCT DATA SHEET**WPM11363****Instantaneous & Simultaneous**

- Local and/or Remote Monitoring
- Forward Power Reading/Monitoring (Watts or dBm)
- Reverse Power Reading/Monitoring (Watts or dBm)
- VSWR Readings (Watts, Return Loss, Rho)

VSWR Alarm

- Customer can set up audio/visual alarm via relay contacts.
- Signal sent to closed loop.

Temperature Monitoring (with alarm)

- One sensor, internal measurement, within Power Meter.
- One sensor, external measurement, to be placed by customer.

General Purpose Inputs (6 ea) Multiple Use

- Track switch closures (assign to interlock group).
- Trigger alarm relay (sends email alert).
- RF presence status/alarm (safety feature).
- Alarm, activated switch.

Accessories:

- Single Channel and Multi-Channel Displays
- RF Digital Dashboard Spreadsheet Software, (Simultaneously Monitor Outputs of 30+ Power Meters)
- PC Based Graphical User Interface Windows XP/7/8/10 Compatible

Accuracy:

- $\pm 2\%$ to Customer Calibration Standard, at preselected frequencies.
- $\pm 5\%$ over a Multi-Octave Bandwidth
- Werlatone Calibration Traceable to (NIST) National Institute of Standards and Technology

Power:

- AC Power Adapter (100/240 50-60 Hertz V AC)
- POE (Passive Over Ethernet, Optional POE Injector Kit Available)
- Via RS485 (Via Single Channel or Multi-Channel Displays)

Interface (Via):

- TCP/IP - SNMP and Browser Interface via Local Area Network
- RS232, Serial
- RS485 - Form Addressable Serial Network
- User ID and Password Protected for Access and Control
- Multiple units can be Networked and Simultaneously Monitored On-Site or Remotely (TCP/IP/SNMP/Serial)

RoHS Compliant Design Available
Custom Connector Configurations Available

Electrical Specifications:

Frequency: 10 - 200 MHz
Power: 500 W CW

Mechanical Specifications:

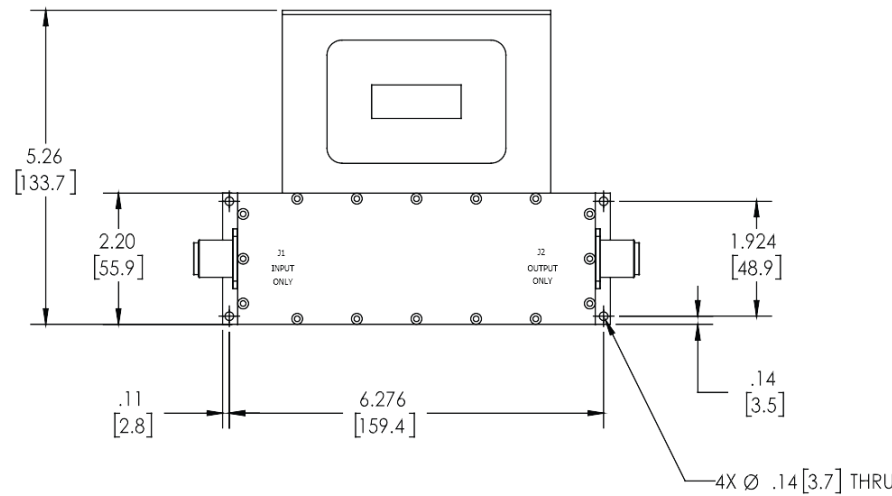
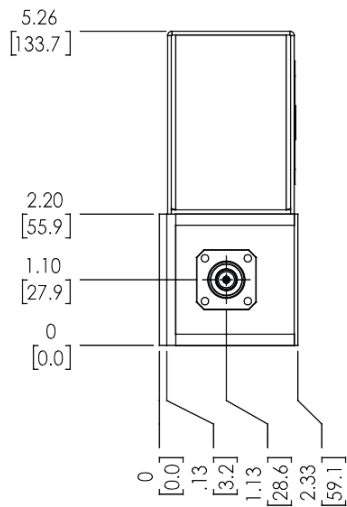
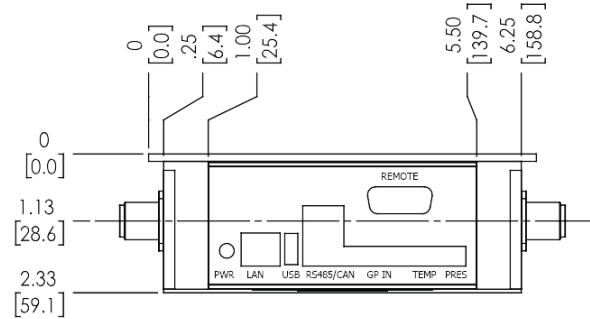
Type: Connectorized
Operating Temperature: -55°C to +75°C
Storage Temperature: -60°C to +85°C

Connector Configurations:

Model	Input(J1)	Output(J2)
WPM11363-12	N Female	N Female
WPM11363-712	N Male	N Female
WPM11363-22	7/16 Female	7/16 Female

RESTRICTION ON USE, DUPLICATION OR DISCLOSURE OF PROPRIETARY INFORMATION
This document contains proprietary information which is the sole property of Werlatone, Inc.

REVISION HISTORY			
REV.	REVISION RECORD	DATE	APPROVED
-	INITIAL RELEASE	10/15/2018	CS



UNLESS OTHERWISE SPECIFIED		OWN	DATE	17 Jon Barrett Rd Patterson, NY 12563	
• INTERPRET DRAWING JAW MIL-STD-100		PLP	9/27/2018	WERLATONE SINCE 1965	
• DIMENSIONING PER ASME Y14.3M-2009		CHK	DATE		
• DIMENSIONAL LIMITS FOR THIS ONLY		CS	10/15/2018	TITLE	
• DIMENSIONS ARE IN INCHES (mm)		ENGR	DATE	OUTLINE	
• TOLERANCES:		PRGR	DATE		
ANGLES: 8° ±		QA	DATE	SIZE CAGE CODE DWG NO	
2 PL ± .015 (± .4)		RELSE	DATE	B 28812 21653-500	
• REMOVE ALL BURRS AND SHARP EDGES R.00 MAX		SCALE		1:2	
• CONCENTRICITY MACHINED DIA: .002 FIM		SHEET		1 OF 1	
• MACHINE TOOL MISMATCH: .003 MAX		APPLICATION		WPM11364 USED ON	
THIRD ANGLE PROJECTION		NEXT ASSY		APPLICATION	

Restriction on use, duplication, or disclosure of proprietary information. This document contains proprietary information which is the sole property of Werlatone, Inc.
Werlatone, Inc. 17 Jon Barrett Road Patterson, NY 12563 T:(845)278-2220 F:(845)278-3440 sales@werlatone.com www.werlatone.com